

LIGHTING ART



 **Exclusive Light**
BY PROMOINGROSS

TELLING ABOUT EXCLUSIVE LIGHT

IT |

AZIENDA

Fondata nel 2012, Exclusive Light sta diventando uno dei brand più conosciuti per la particolare collocazione nel mercato, prima alternativa ai marchi blasonati. Sinonimo di servizio e qualità, Exclusive Light realizza e commercializza prodotti che sono espressione di ricerca e sostanza manifatturiera. Oggi le collezioni Exclusive Light rappresentano un incrocio fra la tecnologia della sorgente LED e l'artigianalità delle finiture. Un know-how progettuale e una conoscenza di antiche lavorazioni, perfetta espressione di un progetto sostenibile.

MISSIONE

Comprendere il mercato e considerare l'impatto sui clienti di ogni azione e comportamento. Tendere con determinazione ai risultati, impegnandosi personalmente nella definizione dei programmi, nel monitoraggio dello sviluppo e nella generazione di risultati concreti.

Essere i primi a immaginare soluzioni radicalmente nuove di prodotto, servizio, processo che possano essere effettivamente implementate.

Percepire l'urgenza di mettere a punto soluzioni che soddisfino i clienti anticipando i concorrenti. Disporre del know-how tecnico e usare questa leva per essere i primi. Lavorare con metodo, seguendo le regole e provando soddisfazione per ciò che si fa. EXCLUSIVE LIGHT ha come scopo primario della propria attività la massima soddisfazione possibile e la tutela dei propri clienti, anche prestando attenzione alle richieste che possono favorire un miglioramento della qualità dei prodotti e dei servizi.

I nostri clienti cercano design, servizio e qualità ad un prezzo competitivo. Il nostro obiettivo è creare oggetti che rispondano alle loro aspettative.

Gianluca Albertin, *fondatore Promoingross*

DE |

UNTERNEHMEN

Das 2012 gegründete Unternehmen Exclusive Light soll ein Synonym für Design, Qualität und Service am europäischen Leuchtenmarkt darstellen. Mit marktgerechten Produkten verbinden wir technische Innovation und handwerkliche Qualität. Durch unser Wissen über traditionelle Herstellung und neuester LED-Technologie schaffen wir es, nachhaltige Produkte zu erschaffen.

MISSION

Unsere Mission ist es, jederzeit auf die Bedürfnisse und Belange des einzelnen Kunden einzugehen. Durch permanente Überwachung aller Schritte, von der Produktion bis hin zum Versand, können wir uns sofort

auf neue Entwicklungen des Marktes und Bedürfnisse des Kunden einstellen und ihm so verbindliche Lösungen bieten. Unser Bestreben zielt, durch technisches Wissen und handwerklichen Fortschritt stets als einer der ersten unseren Kunden neue Produkte anzubieten.

EXKLUSIVE LIGHT arbeitet ständig an der Zufriedenheit seiner Kunden. Gerne beziehen wir hierfür auch Ihre Anregungen ein.

Unseren Kunden versuchen wir Design, Qualität und Service zu einem wettbewerbsfähigem Preis zu bieten. Unser Ziel ist es, Leuchten, die Ihren Erwartungen entsprechen, zu produzieren.

Gianluca Albertin, *Gründer von Promoingross*

EN |

COMPANY

Founded in 2012, Exclusive Light is becoming one of the most known brands for its particular location in the market, first alternative to the big brands. Synonym of service and quality, we realize and deal products that are the expression of research and manufacturing substance. Today, Exclusive Light collections represent a cross between the technology of the LED source and the craftsmanship of the finishes. Design, know-how and knowledge of ancient working are perfect expression of a sustainable project.

MISSION

Understanding the market and considering the impact on its customers of all actions and behaviour. Taking advantage of all the opportunities that present themselves in working towards the customer's interest and needs.

Striving with determination to achieve results, while committing personally to planning, monitoring performance and generating concrete results. Being the first to imagine

radically new product, service and process solutions that may effectively be implemented. Pursuing excellence without accepting current standards as satisfactory. Constantly seeking opportunities to develop existing processes and systems. Perceiving the urgent need to implement solutions that satisfy customers while outperforming competitors. Reacting swiftly to development needs by effectively identifying the most appropriate solution. Possessing technical know-how and using this advantage to be the best. Working methodically, following the rules and being satisfied with the results. The primary goal of EXCLUSIVE LIGHT is to ensure the greatest possible satisfaction and protection of their customers by devoting attention to requests that may favour an improvement in product and service quality. Our customers are looking for design, quality and service at a competitive price. Our goal is to create objects that meet their expectations.

Gianluca Albertin, *founder Promoingross*

FR |

COMPAGNIE

Fondée en 2012, Exclusive Light devient l'une des marques les plus connues pour son positionnement particulier sur le marché, première alternative aux grandes marques. Synonyme de service, qualité, Exclusive Light réalise et distribue des produits qui sont l'expression de substance et recherche de fabrication. Aujourd'hui, les collections d'Exclusive Light représentent un croisement entre la technologie de la source LED et l'artisanat des finitions. Un savoir-faire de conception et une connaissance du travail ancien, une expression parfaite pour un projet durable.

MISSION

Comprendre le marché et considérer l'impact sur les clients de chaque action et comportement. S'efforcer d'obtenir des résultats avec détermination, s'engager personnellement dans la définition des programmes, le suivi du développement et la génération de résultats concrets. Être le premier

à imaginer des solutions, des produits, des services et des processus radicalement nouveaux qui puissent réellement être mis en œuvre. Percevoir l'urgence de développer des solutions qui satisfassent les clients en anticipant les concurrents. Posséder un savoir-faire technique et utiliser ce levier pour être le premier. Travailler avec méthode, suivre les règles et ressentir de la satisfaction pour ce que vous faites. EXCLUSIVE LIGHT a comme objectif principal de son activité la satisfaction maximale possible et la protection de ses clients, en prêtant également attention aux demandes susceptibles de favoriser une amélioration de la qualité des produits et services.


Nos clients cherchent design, qualité et service à un prix compétitif. Notre objectif, c'est celui de créer des objets satisfaisant les besoins et les attentes.

Gianluca Albertin, *fondateur Promoingross*

LIGHTING ART

J JEWELS RANGE

FINITURE DISPONIBILI | FINISHES AVAILABLE



IT | Il lusso e la raffinatezza sono concetti che non passano mai di moda: così le lavorazioni artigianali ancora oggi sono un must di ogni casa in cui si voglia trasmettere un senso di eleganza senza tempo. Ideale in questo senso è la lavorazione in foglia oro, argento o rame da usare come rivestimento, uno dei sistemi più azzeccati per regalare un tocco di lusso alla propria abitazione. Una soluzione che richiama gli sfarzi delle grandi corti europee e che non perde mai il suo splendore. Nell'epoca contemporanea si va sempre più abbandonando il

netto divario tra arredo moderno e classico: oggi gli stili di arredo si contaminano a vicenda, consentendo di ottenere risultati davvero originali e unici. Così, anche nelle case moderne oggi si possono collocare lampade in foglia oro, argento o rame. Si può inserire un applique con foglia oro in una camera moderna, oppure una plafoniera in foglia argento in uno studio minimal o un gruppo di sospensioni in foglia rame sopra un bancone di una cucina. Molteplici soluzioni che Promoingross offre alla propria clientela con Exclusive Light Jewels.

EN | Luxury is a concept that never goes out of fashion: so the craftsmanship is still today a must for every home in which you want to convey a sense of timeless elegance. Ideal in this sense is the processing in gold, silver or copper foil to be used as wall tiles, one of the most appropriate systems to give a touch of luxury to your home. A solution that recalls the magnificence of the great European courts and that never loses its splendor. In the contemporary era, the clear division between modern and classic

furniture is disappearing: today the styles of furniture influence each other, allowing for truly original and unique results. As a consequence, even in modern homes today you can place lamps in gold, silver or copper foil. You can insert a wall light with gold foil in a modern room, or a ceiling light in silver foil in a minimalist study or a group of suspensions in copper foil above a counter of a kitchen. These are different solutions offered by Promoingross to its customers with Exclusive Light Jewels.

FR | Le luxe est un concept qui ne se démode jamais: l'artisanat est donc encore aujourd'hui un must pour chaque maison dans laquelle vous souhaitez transmettre une élégance intemporelle. L'idéal en ce sens est le traitement des feuilles d'or, d'argent ou de cuivre à utiliser comme décoration, l'un des systèmes les plus appropriés pour donner une touche de luxe à votre maison. Une solution qui rappelle la magnificence des grandes cours européennes et qui ne perd jamais sa splendeur. Aujourd'hui, la division claire entre les meubles modernes et classiques disparaît: les styles

de meubles s'influencent mutuellement, permettant des résultats vraiment originaux et uniques. Par conséquent, même dans les maisons modernes, vous pouvez placer des lampes en feuille d'or, d'argent ou de cuivre. Vous pouvez mettre une applique avec feuille d'or dans une chambre moderne, ou un plafonnier en feuille d'argent dans un bureau minimaliste ou un groupe de suspensions en feuille de cuivre au-dessus d'un comptoir de cuisine. Ce sont des solutions différentes proposées par Promoingross à ses clients avec Exclusive Light Jewels.

DE | Einen Hauch von Luxus verbreiten die handwerklichen Beschichtungen aus Blattgold, Blattsilber und Blattkupfer. Eine gute Möglichkeit, traditionelle Wohnkultur mit modernem Leuchtensign

zu verbinden. Unsere Jewel- Serie ermöglicht Ihren persönlichen Spielraum, um z.B. Ihre Landhausküche mit einem modernen Led- Pendel zu vereinen, in dem man es mit Blattkupfer veredelt.

IT | MAGENTA - (codice MA)

È una tonalità che si trova in natura e discendente dalla famiglia del rosso. Esprime forza e vibra di energia e vigore. Magenta è un colore pulsante la cui esuberanza promuove una celebrazione gioiosa e ottimista e incoraggia a esplorare possibilità rivoluzionarie. Un nuovo rosso animato che si diletta nella gioia pura, incoraggiando la sperimentazione e l'espressione di sé. Il Magenta accoglie chiunque con la stessa verve per la vita e lo spirito ribelle. È un colore audace, pieno di spirito e comprensivo di tutti. La parola d'ordine quando si tratta di usare il magenta per arredare casa è «equilibrio». Il magenta è un colore «caldo» e dalla grande personalità che va dosato. Sicuramente meglio puntare sugli ac-

cessori. Considerando che si tratta di un colore che ben si abbina con il bianco, il grigio, gradazioni di blu e verde, si può pensare di inserire nell'ambiente un pezzo di design color magenta, ad esempio una lampada, una poltrona, una scaffalatura o una madia, che diventi protagonista. Intenso e avvolgente, il color magenta ben si presta anche agli ambienti più intimi della casa, come il bagno e la camera da letto. Per il bagno, invece, se ne avete uno in stile moderno, potete personalizzarlo, ad esempio, usando accessori in questo colore, ma anche bianco e magenta, grigio e magenta, blu e magenta sono abbinamenti molto riusciti e un arredo bicromatico può rendere lo spazio ancora più elegante e contemporaneo.

EN | MAGENTA - (code MA)

It's a shade of red that can also be found in nature. It expresses strength and vibrates with energy and power. Magenta is a vibrant color that represents the "joie de vivre" and rebellious spirits. Being a bold color, "balance" is the motto when it comes to furnishing apartments with magenta. It's a warm color with a lot of personality, that needs to be dosed. It's definitely better to focus on accessories. Considering that this colour goes well with white, grey, blue and green tones, you could add a piece of design (such as a lamp, an armchair, a shelf or a cupboard) that will

become the protagonist in a magenta environment. Intense and enveloping, magenta is also suitable for the most intimate rooms of the house: bathroom and bedroom. Magenta can have a stimulating or relaxing effect, depending on the hue. If your bathroom has a modern style, you can customise it with accessories in this color. However, white and magenta, grey and magenta, blue and magenta are also very successful combinations. Two-tone furniture can make the room even more elegant and contemporary.

FR | MAGENTA - (code MA)

C'est une nuance naturelle qui est une déclinaison de la grande famille des couleurs rouge. Il exprime la force et vibre avec énergie et vigueur. Le magenta est une couleur palpitante dont l'exubérance favorise une célébration joyeuse et optimiste et encourage l'exploration avec des possibilités révolutionnaires. Le mot d'ordre lorsqu'il s'agit d'utiliser le magenta pour meubler la maison : c'est « l'équilibre ». Considérant que c'est une couleur qui se marie bien avec du blanc, du gris, des nuances de bleu et de vert, vous pouvez penser à insérer une pièce de design dans l'environnement magenta, par exemple une lampe, un fauteuil, une étagère ou un buffet,

qui devient le protagoniste. Intense et enveloppant, la couleur magenta se prête également bien aux pièces les plus intimes de la maison, comme la salle de bain et la chambre. Selon les nuances, le magenta peut être énergisant ou relaxant, dans la chambre il peut créer une ambiance extrêmement relaxant. Par contre, pour la salle de bain, si vous avez un style moderne, vous pouvez la personnaliser, par exemple, en utilisant les accessoires de cette couleur, mais aussi le blanc et le magenta, le gris et le magenta, le bleu et le magenta sont des combinaisons très réussies et un meuble bicolore peut rendre l'espace encore plus élégant et contemporain.

DE | MAGENTA - (code MA)

Es ist ein Farbton, der in der Natur vorkommt und aus der Familie der Rottöne stammt. Es drückt Stärke aus und vibriert vor Energie und Kraft. Magenta ist eine pulsierende Farbe. Magenta drückt Lebensfreude und einen rebellischen Geist aus. Es ist eine kräftige Farbe. «Balance» lautet die Devise, wenn es um die Einrichtung von Wohnungen in Magenta geht. Es ist eine warme Farbe mit einer großen Persönlichkeit, die dosiert werden muss. Es ist eine Farbe, die gut zusammen passt mit Weiß, Grau, Blau- und Grüntönen. Stellen Sie sich vor, ein Stück Design in die Umgebung einzufügen. Magenta, zum Beispiel als Leuchte, Sessel, Regal oder ein Sideboard, das zum

Protagonisten wird. Intensiv und einhüllend, Die Farbe Magenta eignet sich auch gut für die intimsten Räume des Hauses, wie das Badezimmer und das Schlafzimmer. Magenta kann je nach Farbton im Schlafbereich anregend oder entspannend wirken. Für das Badezimmer hingegen, in einem modernen Stil, können Sie es zum Beispiel mit personalisierenden Accessoires in dieser Farbe dekorieren. Aber auch Weiß mit Magenta, Grau und Magenta, Blau und Magenta sind sehr gelungene Kombinationen. Zweifarbiges Möbel können den Raum noch eleganter und zeitgemäß machen.



IT | VERDE BOSCO (codice VB)

Raffinata tinta, il verde bosco è un colore d'arredo intrigante e classico. Una sfumatura di verde ricca di magia e aperta a tantissimi abbinamenti. Ottimo se si desidera restituire agli ambienti qualità ed eleganza ben si articola ai diversi stili ed è ideale per portare dentro casa un pò di natura.

Amatissimo, come un po' tutte le sfumature di verde – colore fra i più gettonati dalle tendenze arredo degli ultimi anni -, il verde bosco regala soluzioni dinamiche e particolari da sviluppare in tutti gli spazi della casa. Come abbinare il verde bosco: Intenso, ma non invasivo, il verde bosco si presta a diversi tipi di abbinamenti sia cromatici, sia materici. Ottimo se abbinato a tutta la gamma

dei grigi, in tutte le sfumature dal perla al grigio ferro, o ai bianchi neutri, dal color burro al bianco puro, regala con queste tinte contrasti garbati e bilanciati con cui è difficile sbagliare. Matericamente, invece, il verde bosco si sposa bene con le essenze di legno medie e chiare e dal rovere al ciliegio regala situazioni d'arredo costruite, ma mai cariche, da sviluppare sia in grandi ambienti, sia in piccoli spazi.

Perfetto se abbinato al legno, questa sfumatura di verde si compone molto bene anche ai marmi più chiari e ai metalli rosati e dorati, con cui regala mix materico/cromatici interessanti che strizzano l'occhio a un certo stile vintage.

EN | FOREST GREEN (code VB)

The refined shade of the season, Forest Green, is a mesmerising and classic interior color. A magical green tone that allows many combinations. It's perfect if you want to make your room more elegant, it adapts well to different styles and it's ideal to bring a touch of nature into closed spaces. Like all shades of green, forest green offers dynamic and unique solutions that can be developed in any room of the house. It's intense but not overpowering, and it can be combined with different colours and materials. The combination with the grey palette is optimal in

all its nuances, from pearl to iron, but it also combines well with a neutral white, a butter color or pure white. It creates graceful contrasts and balances with all these colours, so it's really hard to go wrong. Forest green is a versatile color that allows great experimentation. For what concerns materials, it goes well with clear woods, from oak to cherry, both in bigger environments and in smaller spaces. It combines perfectly with wood, but also with light marbles or pink and gold metals, creating interesting mixes of materials and colours that could recall a certain vintage style.

FR | VERT FORÊT (code VB)

Teinte de saison raffinée, le vert forêt est une couleur d'ameublement intrigante et classique. C'est une nuance de vert pleine de magie qui est ouverte à de nombreuses combinaisons. Excellente si vous souhaitez redonner qualité et élégance à une chambre par exemple. Il s'adapte parfaitement à différents styles et est idéal pour apporter un peu de naturel. Comment assortir le vert forêt intense, sans être envahissant, le vert forêt se prête à différents types de combinaisons chromatiques et matérielles. Optimal si combiné avec toute la gamme de gris, dans toutes les

nuances de du perle au gris fer, ou aux blancs neutres, avec une couleur allant du « beurre » au blanc pur, il offre de gracieux contrastes avec ces couleurs et des équilibres avec lesquels il est difficile de se tromper. Matériellement, le vert forêt se marie bien avec les essences de bois moyens et clairs et du chêne au cerisier qui donnent des situations de mobilier construit, mais jamais chargé, à développer à la fois en dans les grands environnements, ou dans de petits espaces. Parfaite associée au bois, cette nuance de vert compose aussi très bien avec des marbres plus clairs et des vert forêt.

DE | WALDGRÜN (code VB)

Edler Farbton der Saison, Waldgrün ist eine faszinierende, klassische Einrichtungsfarbe. Ein Grünton voller Magie und offen für viele Kombinationen. Ausgezeichnet wenn Sie den Räumen mehr eleganz verleihen wollen. Es passt sich gut verschiedene Stilrichtungen an und ist ideal um den Räumen die Natur näher zu bringen. Geliebt, wie alle Grüntöne bei den Einrichtungstrends der letzten Jahre. Waldgrün bietet dynamische und besondere Lösungen, die in jedem Raum des Hauses entwickelt werden können. Das Waldgrün ist Intensiv, aber nicht aufdringlich, und eignet sich für verschiedene Arten von Farb und Ma-

terialkombinationen. Optimal in Kombination mit der gesamten Graupalette in allen Nuancen von Pearl zu Eisengrau oder neutralem Weiß mit Butterfarbe zu reinem Weiß bietet es mit diesen Farben anmutige Kontraste und Balancen, mit denen man kaum etwas falsch machen kann. Aber Waldgrün ist eine vielseitige Farbe, die sich auch für ausgefallene Experimente eignet. Farblich passt das Waldgrün aber auch gut zu Hölzern aus Eiche und Kirsche. Perfekt in Kombination mit Holz komponiert dieser Grünton auch sehr gut mit helleren Marmor und rosigen und goldenen Metallen.



IT | ORO ROSATO (codice BN)

I colori seguono moda e design per incontrare i diversi gusti delle persone e rivelano ricercatezza e sperimentazione, due costanti nell'arte manifatturiera. Quel Rose Gold che vedevamo spesso solo negli orologi ha fatto il salto di qualità, per dare luminosità e luce alla casa o all'appartamento con eleganza e fascino.

Dalla camera da letto al bagno, passando per cucina e salotto, l'oro rosato è un trend assoluto per l'arredamento. Questa finitura risulta moderna e giovane senza risultare puerile: un trend da tenere sott'occhio, anche se solo per un elemento di decoro.

Dove e come inserire l'oro rosato. Volete inserirlo in cucina? Potete utilizzarlo per il lampadario, la rubinetteria o gli accessori per la cottura.

In salotto è invece perfetto sotto forma di plafoniera, per dare un tocco di luminosità alla stanza. Per la camera da letto e il bagno potete veramente sbizzarrirvi: dalle lampade a parete, eccezionale decoro a muro e i complementi dedicati all'illuminazione dello specchio. Lo stile perfetto? Il nordico, per creare un contrasto moderno e giocoso tra i bianchi e grigi, e l'oro rosato.

EN | ROSE GOLD (code BN)

Colours adapt to fashion and design to meet people's different tastes, revealing refinement and experimentation, two constants in the manufacturing art. The Rose Gold that we often see in watches has made a quantum leap to give brightness and light to houses or apartments with its elegance and charm. From the bedroom to the bathroom, kitchen and living room, rose gold is an absolute trend in furnishing. It gives a modern and young touch without being childish: a trend to keep an eye on, even for

a simple decorative element. Where and how to use rose gold? You could add it to your kitchen, for the chandelier, taps or cooking accessories. In the living room, it would be perfect in the form of a ceiling lamp, to give brightness to the room. In the bedroom or bathroom you can really have fun with this colour: wall lamps, wall decorations, accessories to light up the mirror... The perfect style? Nordic, to create a modern and playful contrast between whites or greys and rose gold.

FR | OR ROSE (code BN)

rose, que l'on ne voyait souvent que dans les montres, a fait le saut qualitatif pour apporter éclat et lumière dans votre maison ou votre appartement avec élégance et charme.

De la chambre à la salle de bain, en passant par la cuisine et le salon, l'or rose est une tendance absolue en décoration d'intérieur. Cette finition est moderne et jeune sans être enfantine : une tendance à garder en tête, ne serait-ce que comme élément décoratif. Où et comment utiliser l'or rose. Vous sou-

haitez l'intégrer dans la cuisine ? Vous pouvez l'utiliser pour les lumières, les robinets ou les accessoires de cuisine. Dans le salon cependant, sous la forme d'un plafonnier, il est parfait pour donner une touche de luminosité à l'environnement. Pour la chambre et la salle de bain, on peut vraiment mettre le miroir au premier plan avec des appliques, des décorations murales insolites et des accessoires. Le style parfait ? Nordique pour créer un contraste moderne et ludique entre le blanc et le gris et l'or rose.

DE | ROSÉGOLD (code BN)








Die Farbe Rosegold folgt Mode und Design. Raffinesse und Experimentierfreude, zwei Konstanten in der Kunst der Herstellung. Roségold, das wir oft nur bei Schmuck sehen, hat den Sprung geschafft, um mit Eleganz und Charme Helligkeit und Licht in Ihr Zuhause zu bringen. Vom Schlafzimmer über Bad, Küche und Wohnzimmer ist Roségold ein absoluter Trend im Interior Design. Dieses Finish ist modern und jung, ohne kindlich zu wirken. Ein Trend, den man im Auge behalten sollte, wenn auch nur als dekoratives Element. Wo und wie man Roségold verwendet

ist Ihnen überlassen. Möchten Sie es in die Küche integrieren? Sie können es für Leuchten, Wasserhähne oder Küchenzubehör verwenden. Im Wohnzimmer hingegen ist sie in Form einer Deckenleuchte perfekt, um der Umgebung einen Hauch von Eleganz zu verleihen. Für Schlaf- und Badezimmer können Sie den Spiegel mit Wandleuchten, ausgefallenem Wandschmuck und Accessoires so richtig in den Vordergrund rücken. Nordic - der perfekte Stil um mit Roségold einen modernen und verspielten Kontrast zwischen Weiß und Grau zu schaffen.




| INDICE COLLEZIONI

index collections | index collections | Index Kollektionen



| INDICE COLLEZIONI

index collections | index collections | Index Kollektionen



aurora | P.312-323



pocket | P.324-327



sparta | P.328-335



slot | P.402-405




perla | P.406-407



wings | P.408-413



corner | P.414-423



pixart | P.336-343



rail | P.344-349



ruler | P.350-355



reflex | P.356-361



zero | P.424-429




pathio | P.430-433



kubik | P.434-435




bach | P.436-437



elegance | P.362-369



venere | P.370-375



step | P.376-379



aster A | P.438-439



aster B | P.440-441




lente | P.442-443



frost | P.444-447



derby | P.380-385



prysma | P.386-389



atene | P.390-397



flat | P.398-401



huk | P.448-451



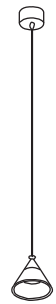
cyll | P.452-457



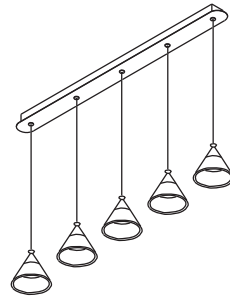
chiodo | P.458-459

SOSPENSIONI

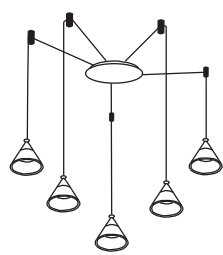
suspensions | suspensions | Hängeleuchte



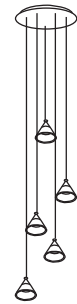
cony S
P. 36



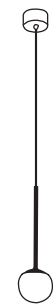
cony S - TR
p. 37



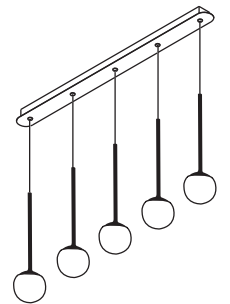
cony S - A
P. 38



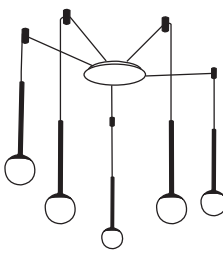
cony S - B
P. 39



lollypop S
P. 54



lollypop S - TR
P. 55



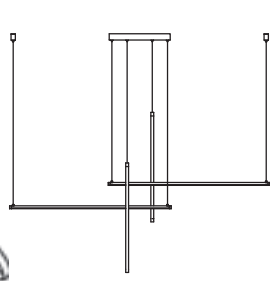
lollypop S - A
P. 56



lollypop S - B
P. 57



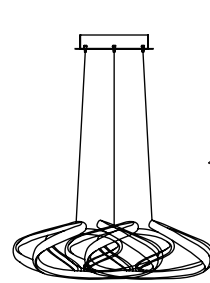
dizzy
P. 69



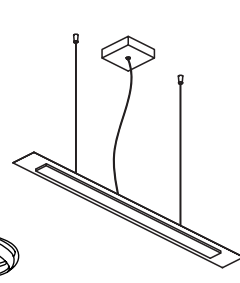
nood S
P. 92



nood PT
P. 93



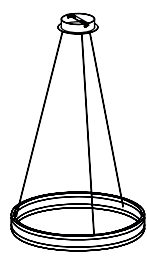
flower
P. 101



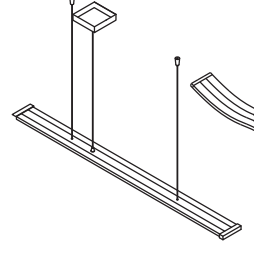
pixel S
P. 274



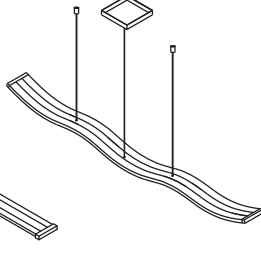
well
P. 279



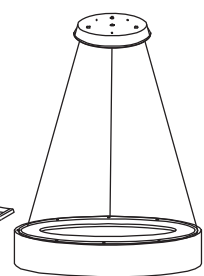
twin
P. 289



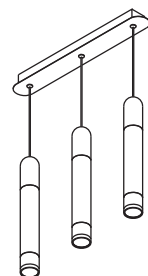
line
P. 293



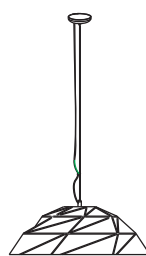
onda
P. 299



aurora S
P. 323



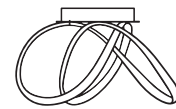
derby
P. 385



prysma
P. 389

PLAFONIERE

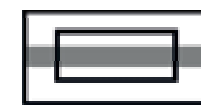
ceiling lamps | plafonniers | Deckenleuchte




dizzy
P. 69



frame Q
P. 111



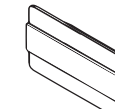
frame R
P. 111



frame plus Q
P. 119



frame plus R
P. 119



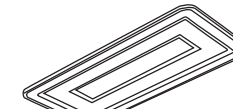
doup
P. 135



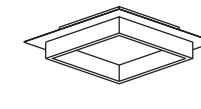
loop
P. 171



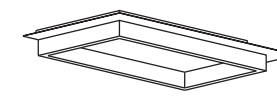
halò Q
P. 199



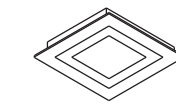
halò R
P. 199



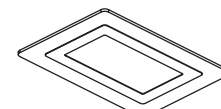
square Q
P. 253



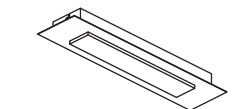
square R
P. 253



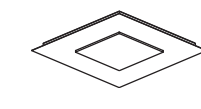
oblio Q
P. 261



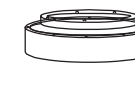
oblio R
P. 261



pixel R
P. 275



pixel Q
P. 275



aurora P
P. 323



pocket Q
P. 327



pocket T
P. 327



sparta Q
P. 335



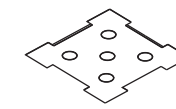
sparta R
P. 335



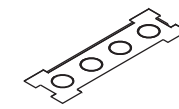
pixart QT
P. 343



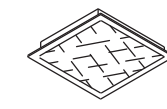
pixart RO
P. 343



atene Q
P. 397



atene R
P. 397



perla
P. 407

LAMPADE DA PARETE

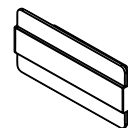
wall lamps | appliques | Wandleuchte



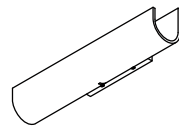
ago
P. 75



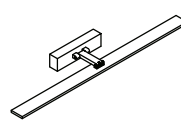
nood
P. 92



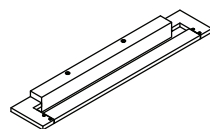
doup
P. 135



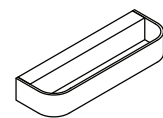
pop
P. 147



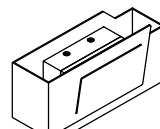
myr
P. 157



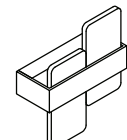
tour
P. 179



handles
P. 203



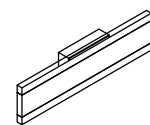
clap
P. 209



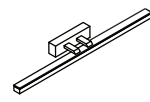
bunny
P. 305



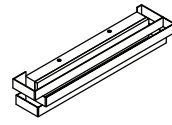
band
P. 311



rail
P. 349



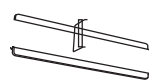
ruler
P. 355



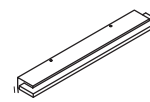
reflex
P. 361



elegance
P. 369



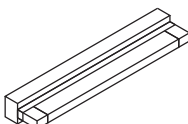
venere
P. 375



step
P. 379



flat
P. 401



slot
P. 405



perla
P. 407




wings
P. 413



corner
P. 423



zero
P. 429



pathio
P. 433



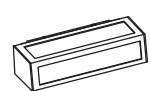
kubik
P. 435



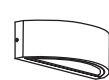
bach
P. 437



aster A
P. 439



aster B
P. 441



lente
P. 443

LAMPADE DA TERRA E LAMPADE DA TAVOLO

table lamps and floor lamps | lampes de table et lampadaires | Tischlampen und stehlampen



nood PT
P. 93



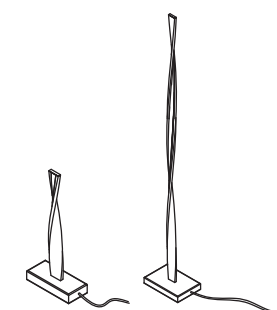
arch
P. 217



way
P. 225



ella
P. 233




twist
P. 242-243

LAMPADE DA ESTERNO

outdoor lamps | lampes d'exterieur | Aussenleuchte



wings
P. 413



corner
P. 423



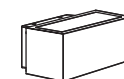
zero
P. 429



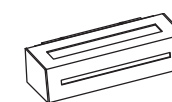
pathio
P. 433



kubik
P. 435



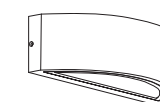
bach
P. 437



aster A
P. 439



aster B
P.441



lente
P. 443



frost
P. 447



huk
P. 451



cyll
P. 457



chiodo
P. 459



cony



CONY CUSTOM
su richiesta/on request
















cony


SOSPENSIONE

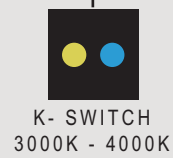
Suspension | Suspension | Hängeleuchte

 Sospensione conica con LED integrato, montatura in metallo verniciato o anodizzato, diffusore in metacrilato trasparente e bianco satinato.

 Conical suspension with integrated LED, painted or anodized metal frame, transparent and satin white methacrylate diffuser.

 Suspension conique avec LED intégrée, structure en métal peint ou anodisé, diffuseur en méthacrylate transparent et blanc satiné.

 Konische Hängeleuchte mit integrierter LED, lackiertem oder eloxiertem Metallrahmen, Diffusor aus transparentem und satiniertem weißem Methacrylat.



CONY S1

LED 7 Watt
LM: SOURCE 765 (REAL 536)
CCT 3000/4000K
IP20
L 14 P 14 H MAX 300 cm

FINITURE DISPONIBILI | Finishes available



Decentratore incluso


Spacer included
Espaceur inclus
Abstandshalter enthalten




cony


SISTEMA A SOSPENSIONE

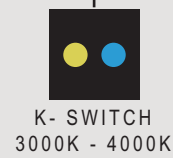
Pendant System | Système de Suspension | Hängeleuchtensystem

 Sistema a sospensione conica con LED integrato, montatura in metallo verniciato o anodizzato, diffusore in metacrilato trasparente e bianco satinato.

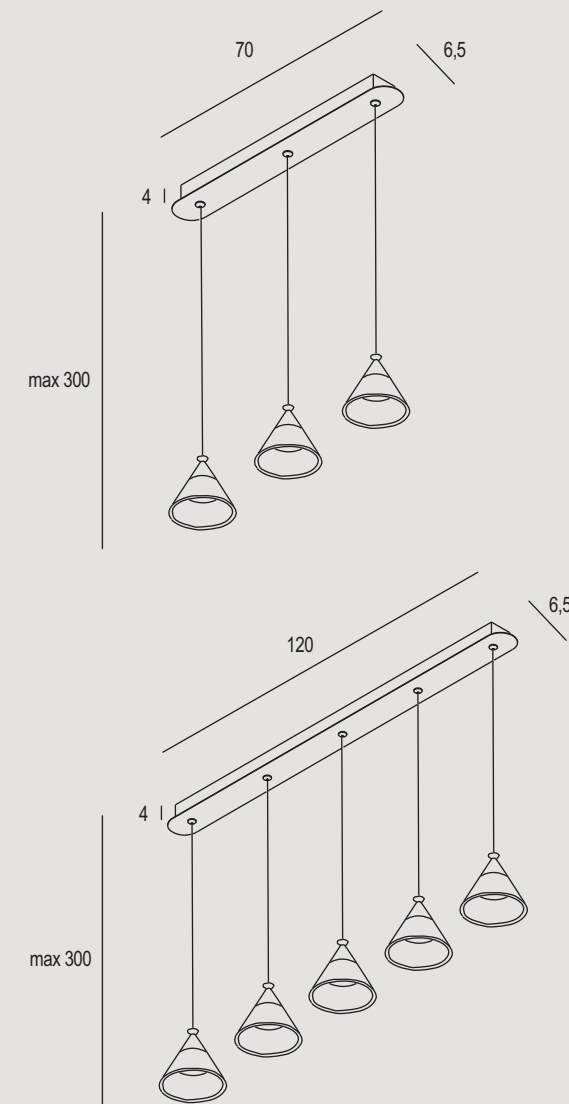
 Conical pendant system with integrated LED, painted or anodized metal frame, transparent and satin white methacrylate diffuser.

 Système de suspension conique avec LED intégrée, structure en métal peint ou anodisé diffuseur en méthacrylate transparent et blanc satiné.

 Konische Hängeleuchtensystem mit integrierter LED, lackiertem oder eloxiertem Metallrahmen, Diffusor aus transparentem und satiniertem weißem Methacrylat.



 Rosone Tipo TR / Ceiling cup type TR



CONY S3TR

LED 21 Watt
LM: SOURCE 2294 (REAL 1606)
CCT 3000/4000K
IP20
L 70 P 6,5 H 300 cm

CONY S5TR

LED 35 Watt
LM: SOURCE 3824 (REAL 2677)
CCT 3000/4000K
IP20
L 120 P 6,5 H 300 cm

FINITURE DISPONIBILI | Finishes available



Decentratore incluso

Spacer included
Espaceur inclus
Abstandshalter enthalten



cony

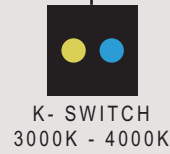
SISTEMA A SOSPENSIONE
Pendant System | Système de Suspension | Hängeleuchtensystem

Sistema a sospensione conica con LED integrato, montatura in metallo verniciato o anodizzato, diffusore in metacrilato trasparente e bianco satinato.

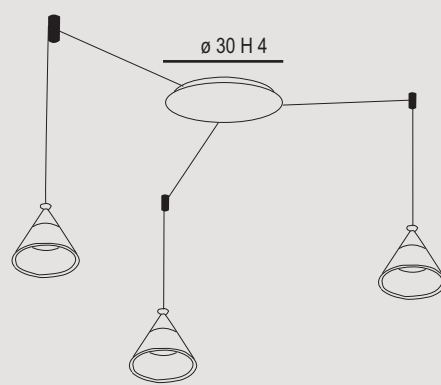
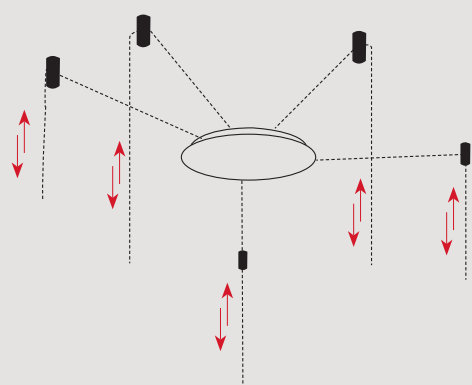
Conical pendant system with integrated LED, painted or anodized metal frame, transparent and satin white methacrylate diffuser.

Système de suspension conique avec LED intégrée, structure en métal peint ou anodisé diffuseur en méthacrylate transparent et blanc satiné.

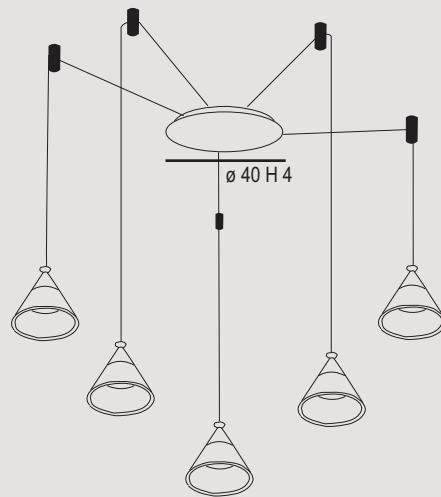
Konische Hängeleuchtensystem mit integrierter LED, lackiertem oder eloxiertem Metallrahmen, Diffusor aus transparentem und satiniertem weißem Methacrylat.



A Rosone Tipo A / Ceiling cup type A



CONY S3A
LED 21 Watt
LM: SOURCE 2294 (REAL 1606)
CCT 3000/4000K
IP20
Ø 30 P 4 H 300 cm




CONY S5A
LED 35 Watt
LM: SOURCE 3824 (REAL 2677)
CCT 3000/4000K
IP20
Ø 40 P 4 H 300 cm



Decentratore incluso

Spacer included
Espaceur inclus
Abstandshalter enthalten

FINITURE DISPONIBILI | Finishes available



cony

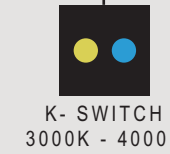
SISTEMA A SOSPENSIONE
Pendant System | Système de Suspension | Hängeleuchtensystem

Sistema a sospensione conica con LED integrato, montatura in metallo verniciato o anodizzato, diffusore in metacrilato trasparente e bianco satinato.

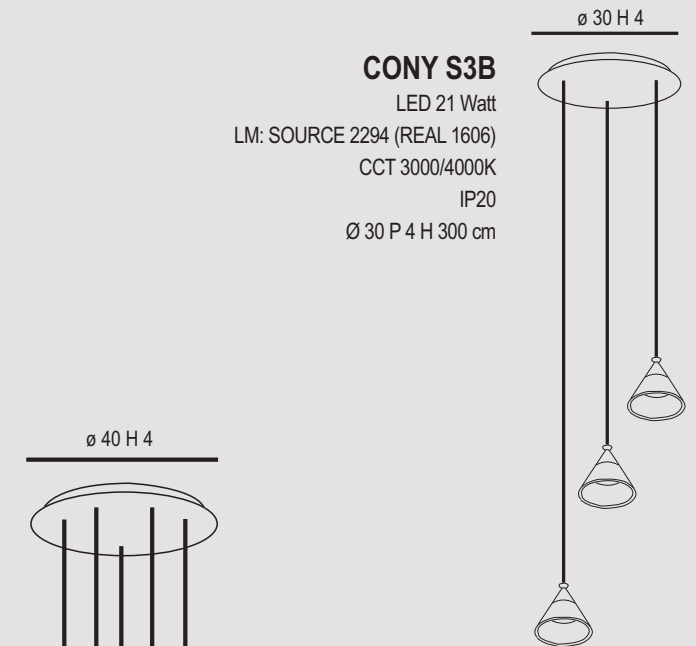
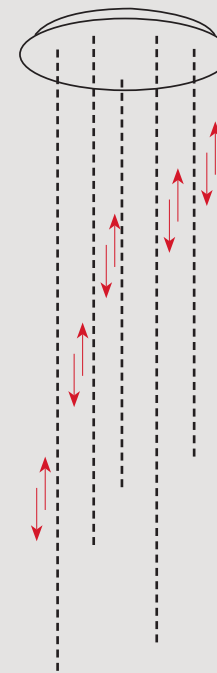
Conical pendant system with integrated LED, painted or anodized metal frame, transparent and satin white methacrylate diffuser.

Système de suspension conique avec LED intégrée, structure en métal peint ou anodisé diffuseur en méthacrylate transparent et blanc satiné.


Konische Hängeleuchtensystem mit integrierter LED, lackiertem oder eloxiertem Metallrahmen, Diffusor aus transparentem und satiniertem weißem Methacrylat.



B Rosone Tipo B / Ceiling cup type B



CONY S3B
LED 21 Watt
LM: SOURCE 2294 (REAL 1606)
CCT 3000/4000K
IP20
Ø 30 P 4 H 300 cm




CONY S5B
LED 35 Watt
LM: SOURCE 3824 (REAL 2677)
CCT 3000/4000K
IP20
Ø 40 P 4 H 300 cm



Decentratore incluso

Spacer included
Espaceur inclus
Abstandshalter enthalten

FINITURE DISPONIBILI | Finishes available





Lollypop

LOLLYPOP CUSTOM
su richiesta/on request

















lollypop


SOSPENSIONE

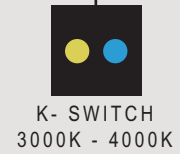
Suspension | Suspension | Hängeleuchte

 Sospensione con LED integrato, montatura in metallo verniciato o anodizzato, diffusore in metacrilato trasparente e bianco satinato.

 Suspension avec LED intégrée, structure en métal peint ou anodisé diffuseur en méthacrylate transparent et blanc satiné.

 Suspension with integrated LED, painted or anodized metal frame, transparent and satin white methacrylate diffuser.

 Hängeleuchte mit integrierter LED, lackiertem oder eloxiertem Metallrahmen, Diffusor aus transparentem und satiniertem weißem Methacrylat.



K- SWITCH
3000K - 4000K



LOLLYPOP S1

LED 7 Watt
LM: SOURCE 765 (REAL 536)
CCT 3000/4000K
IP20
ø 9,9 H MAX 300 cm



Decentratore incluso

Spacer included
Espaceur inclus
Abstandshalter enthalten


FINITURE DISPONIBILI | Finishes available



WH
Bianco
White

NE
Nero
Black


BN
Oro rosato
Pink Gold





lollypop


SISTEMA A SOSPENSIONE

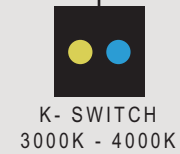
Pendant System | Système de Suspension | Hängeleuchtersystem

 Sistema a sospensione con LED integrato, montatura in metallo verniciato o anodizzato, diffusore in metacrilato trasparente e bianco.

 Système de suspension avec LED intégrée, structure en métal peint ou anodisé diffuseur en méthacrylate transparent et blanc satiné.

 Pendant system with integrated LED, painted or anodized metal frame, transparent and satin white methacrylate diffuser.

 Hängeleuchtersystem mit integrierter LED, lackiertem oder eloxiertem Metallrahmen, Diffusor aus transparentem und satiniertem weißem Methacrylat.

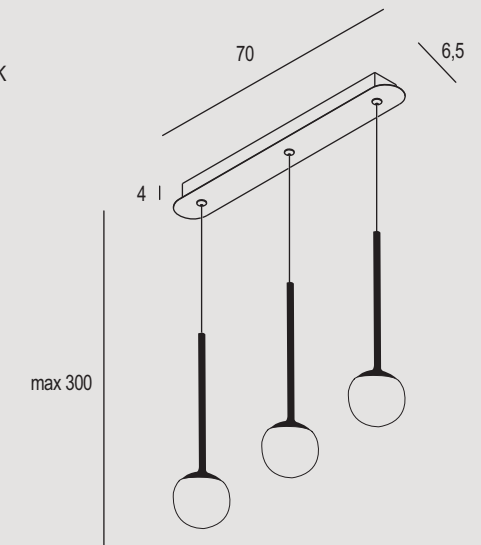


K- SWITCH
3000K - 4000K

TR Rosone Tipo TR / Ceiling cup type TR

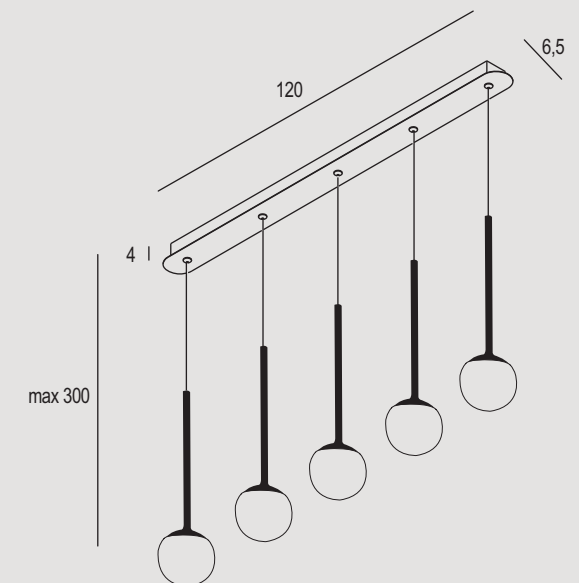
LOLLYPOP S3TR

LED 21 Watt
LM: SOURCE 2294 (REAL 1606)
CCT 3000/4000K
IP20
L 70 P 6,5 H 300 cm



LOLLYPOP S5TR

LED 35 Watt
LM: SOURCE 3824 (REAL 2677)
CCT 3000/4000K
IP20
L 120 P 6,5 H 300 cm



Decentratore incluso

Spacer included
Espaceur inclus
Abstandshalter enthalten

FINITURE DISPONIBILI | Finishes available



WH
Bianco
White

NE
Nero
Black


BN
Oro rosato
Pink Gold





lollypop

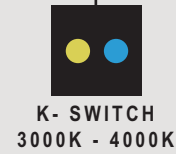
SISTEMA A SOSPENSIONE
Pendant System | Système de Suspension | Hängeleuchtensystem

 Sistema a sospensione con LED integrato, montatura in metallo verniciato o anodizzato, diffusore in metacrilato trasparente e bianco.

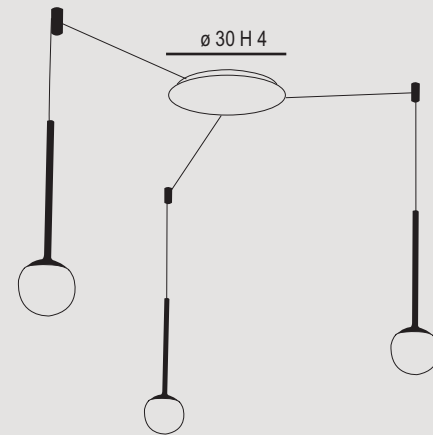
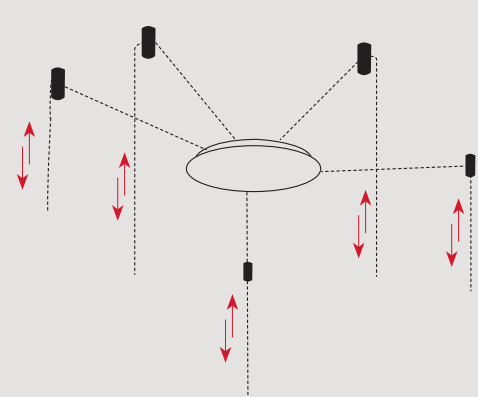
 *Système de suspension avec LED intégrée, structure en métal peint ou anodisé diffuseur en méthacrylate transparent et blanc satiné.*

 Pendant system with integrated LED, painted or anodized metal frame, transparent and satin white methacrylate diffuser.

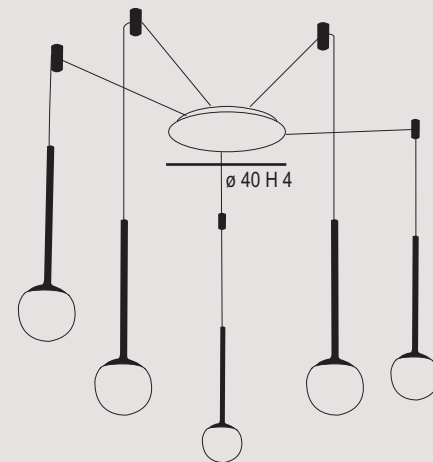
 *Hängeleuchtensystem mit integrierter LED, lackiertem oder eloxiertem Metallrahmen, Diffusor aus transparentem und satiniertem weißem Methacrylat.*



A Rosone Tipo A / Ceiling cup type A



LOLLYPOP S3A
LED 21 Watt
LM: SOURCE 2294 (REAL 1606)
CCT 3000/4000K
IP20
Ø 30 P 4 H 300 cm



LOLLYPOP S5A
LED 35 Watt
LM: SOURCE 3824 (REAL 2677)
CCT 3000/4000K
IP20
Ø 40 P 4 H 300 cm

FINITURE DISPONIBILI | Finishes available




Decentratore incluso


Spacer included
Espaceur inclus
Abstandshalter enthalten




lollypop

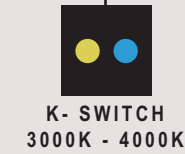
SISTEMA A SOSPENSIONE
Pendant System | Système de Suspension | Hängeleuchtensystem

 Sistema a sospensione con LED integrato, montatura in metallo verniciato o anodizzato, diffusore in metacrilato trasparente e bianco.


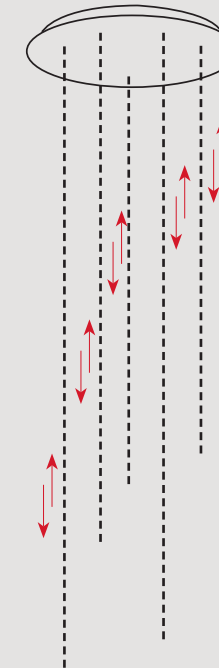
 *Système de suspension avec LED intégrée, structure en métal peint ou anodisé diffuseur en méthacrylate transparent et blanc satiné.*

 Pendant system with integrated LED, painted or anodized metal frame, transparent and satin white methacrylate diffuser.

 *Hängeleuchtensystem mit integrierter LED, lackiertem oder eloxiertem Metallrahmen, Diffusor aus transparentem und satiniertem weißem Methacrylat.*



B Rosone Tipo B / Ceiling cup type B



LOLLYPOP S3B
LED 21 Watt
LM: SOURCE 2294 (REAL 1606)
CCT 3000/4000K
IP20
Ø 30 P 4 H 300 cm

LOLLYPOP S5B
LED 35 Watt
LM: SOURCE 3824 (REAL 2677)
CCT 3000/4000K
IP20
Ø 40 P 4 H 300 cm

FINITURE DISPONIBILI | Finishes available



Decentratore incluso

Spacer included
Espaceur inclus
Abstandshalter enthalten









dizzy










dizzy


PLAFONIERA | SOSPENSIONE


Ceiling lamp | Plafonnier | Deckenleuchte | Suspension | Suspensie | Hängeleuchte


 Plafoniera in metallo bianco, diffusore in silicone opalino bianco LED integrato.


 Ceiling lamp in white metal, with opal white silicone diffuser, integrated LED.


 Plafonnier en métal blanc, avec diffuseur en silicone opale blanc LED intégrée.

 Deckenleuchte aus weißem Metall, diffusor weißes opalem silikon, Integrierte LED.

 Sospensione in metallo bianco, diffusore in silicone opalino bianco LED integrato.

 Suspension in white metal, with opal white silicone diffuser, integrated LED.

 Suspension en métal blanc, avec diffuseur en silicone opale blanc LED intégrée.

 Hängeleuchte aus weißem Metall, Diffusor weißes opalem Silikon, Integrierte LED.



DIMMERABILE E DINAMICA
dimnable and dynamic



ø 60

DIZZY PL60

LED 32 Watt
LM: SOURCE 2880 (REAL 2200)
CCT 3000/6000K
IP20
Ø 60 H 29 cm
Dimmerabile e dinamica con comando a distanza;
Dimmable with remote control;



ø 75

DIZZY PL75

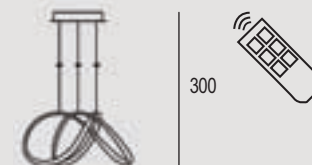
LED 38 Watt
LM: SOURCE 3420 (REAL 2350)
CCT 3000/6000K
IP20
Ø 75 H 29 cm
Dimmerabile e dinamica con comando a distanza;
Dimmable with remote control;



ø 90

DIZZY PL90

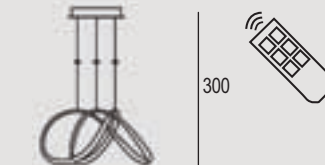
LED 48 Watt
LM: SOURCE 4320 (REAL 2950)
CCT 3000/6000K
IP20
Ø 90 H 29 cm
Dimmerabile e dinamica con comando a distanza;
Dimmable with remote control;



300

DIZZY S60

LED 32 Watt
LM: SOURCE 2880 (REAL 2016)
CCT 3000/6000K
IP20
Ø 60 H 300 cm
Dimmerabile e dinamica con comando a distanza;
Dimmable with remote control;



300

DIZZY S75

LED 39 Watt
LM: SOURCE 3510 (REAL 2300)
CCT 3000/6000K
IP20
Ø 75 H 300 cm
Dimmerabile e dinamica con comando a distanza;
Dimmable with remote control;



300

DIZZY S90

LED 48 Watt
LM: SOURCE 4320 (REAL 2850)
CCT 3000/6000K
IP20
Ø 90 H 300 cm
Dimmerabile e dinamica con comando a distanza;
Dimmable with remote control;

FINITURE DISPONIBILI
Finishes available

WH



Bianco
White





ago

Exclusive Light








ago


LAMPADA DA PARETE

Wall lamp | Applique | Wandleuchte

 Lampada da parete con LED integrato a luce indiretta.
Montatura in metallo verniciato bianco. Diffusore in silicone opalino.

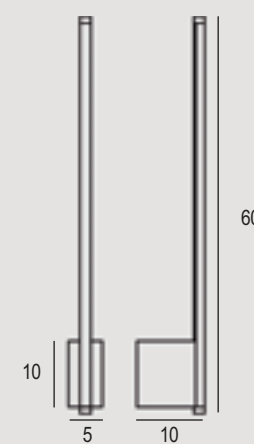
 Wall lamp with integrated LED, indirect light. Frame in painted white metal.
Diffuser in opal white silicone.

 Applique avec lumière indirecte, LED intégrée.
Structure en métal peint blanc. Diffuseur en silicone opale blanc.

 Wandleuchte mit integrierter LED, indirektes Licht. Weißem
Lackierter Metallrahmen. Diffusor aus weißem opalem silikon.



K- SWITCH
3000K - 4500 - 6500K



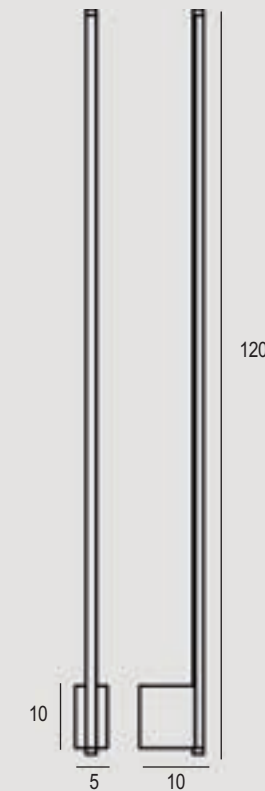
AGO A60

LED 12 Watt
LM: SOURCE 941 (REAL 610)
CCT 3000/4500/6500K
IP20
L 60 P 5 H 10 cm



AGO A90

LED 20 Watt
LM: SOURCE 1577 (REAL 1090)
CCT 3000/4500/6500K
IP20
L 90 P 5 H 10 cm



AGO A120

LED 28 Watt
LM: SOURCE 2260 (REAL 1480)
CCT 3000/4500/6500K
IP20
L 120 P 5 H 10 cm

FINITURE DISPONIBILI
Finishes available

WH



Bianco
White








nood

















nood


SOSPENSIONE

Suspension | Suspension | Hängeleuchte

 Sospensione in metallo bianco o nero, diffusori in silicone opalino bianco LED integrato, dimmerabile e dinamica con telecomando.

 Suspension in white or black metal, with diffusers in opal white silicone, integrated LED dimmable and dynamic with remote control.

 Suspension en métal blanc ou noir, avec diffuseurs en silicone opale blanc. LED intégrée dimmable et dynamique avec télécommande.

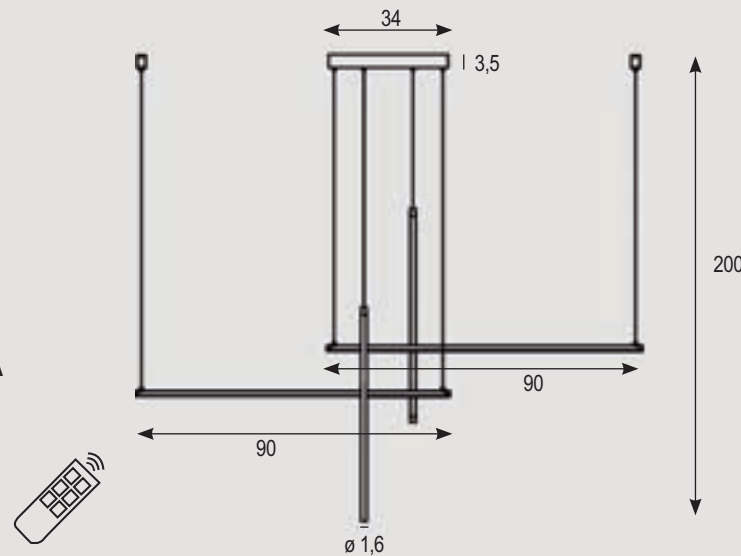
 Hängeleuchte aus weißem oder schwarzem Metall, weißer Diffusor aus opalem Silikon, mit integrierter dimmbarer und dynamischer LED.

NOOD S145

LED 60 Watt
LM: SOURCE 4923 (REAL 3446)
CCT 3000/6500K
IP20
L 145 P 8,5 H 200 cm



DIMMERABILE E DINAMICA
dimmable and dynamic




FINITURE DISPONIBILI

Finishes available

WH

NE




Bianco
White

Nero
Black


nood


LAMPADA

Suspended Floor Lamp | Lampadaire Suspendus | Hängende stehlampe

 Lampada da terra sospesa in metallo verniciato bianco. Led integrato. Diffusore in silicone opalino. Dimmerabile.

 Suspended floor lamp in white painted metal Integrated led. Opal white silicone diffuser. Dimmable.

 Lampadaire suspendus en métal peint en blanc. LED intégrée. Diffuseur en silicone opaque blanche. Dimmable.

 Hänge-Stehleuchte aus weiß lackiertem Metall. Integrierte LED. Diffusor aus weißem Opalsilikon. Dimmbar




DIMMERABILE
dimmable



ON / OFF DIM



K - SWITCH
3000K - 4500 - 6500K



NOOD PT150

LED 30 Watt
LM: SOURCE 2335 (REAL 1635)
CCT 3000/4500/6500K
IP20
Ø 7 H 350 cm

FINITURE DISPONIBILI

Finishes available

WH




Bianco
White

LAMPADA DA PARETE


Wall lamp | Applique | Wandleuchte



K - SWITCH
3000K - 4500 - 6500K

 Lampada da parete orientabile monoemissione in metallo bianco, diffusore in silicone opalino bianco e LED integrato.

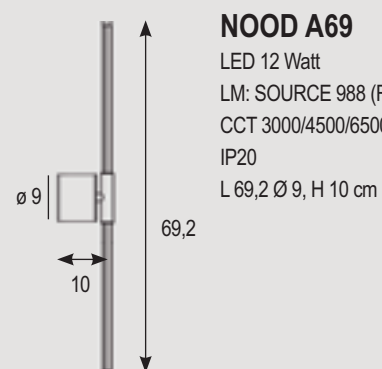
 Wall lamp adjustable, unidirectional, in white metal with white opal white silicone diffuser and integrated LED.

 Applique réglable mono-émission, metal blanc, en diffuseur silicone opale blanc et LED intégrée.

 Verstellbare Wandleuchte mit Monoemission, aus weißem Metall, Diffusor aus weißem Opalsilikon und integrierter LED-Lampe.

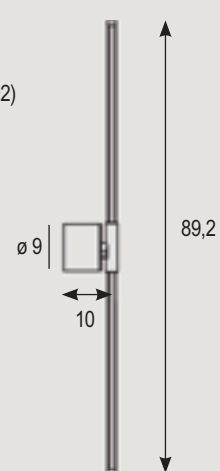


ORIENTABILE 360°
adjustable 360°



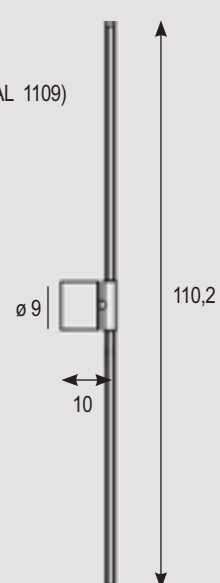
NOOD A69

LED 12 Watt
LM: SOURCE 988 (REAL 692)
CCT 3000/4500/6500K
IP20
L 69,2 Ø 9, H 10 cm



NOOD A89

LED 20 Watt
LM: SOURCE 1584 (REAL 1109)
CCT 3000/4500/6500K
IP20
L 89,2 Ø 9 H 10 cm



NOOD A110

LED 28 Watt
LM: SOURCE 2302 (REAL 1611)
CCT 3000/4500/6500K
IP20
L 110,2 Ø 9 H 10 cm

FINITURE DISPONIBILI

Finishes available

WH



Bianco
White





flower











flower

SOSPENSIONE

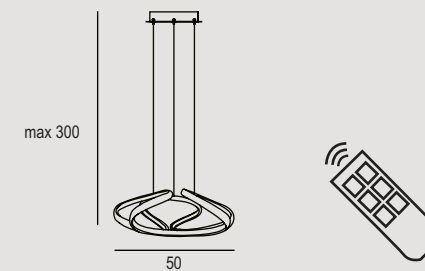
Suspension | Suspension | Hängeleuchte

-  Sospensione in metallo bianco, diffusori in silicone opalino bianco LED integrato.
-  Suspension in white metal, with opal white silicone diffuser, integrated LED.

-  Suspension en métal blanc, avec diffuseurs en silicone opale blanc LED intégrée.
-  Hängeleuchte aus weißem Metall, Diffusor weißes opalem Silikon, Integrierte LED.

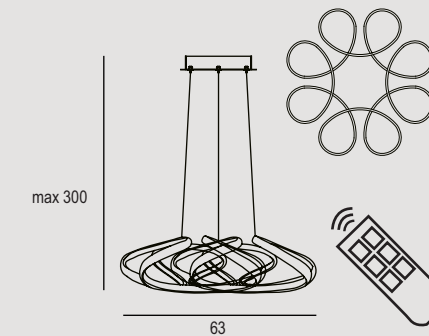


DIMMERABILE E DINAMICA
dimnable and dynamic



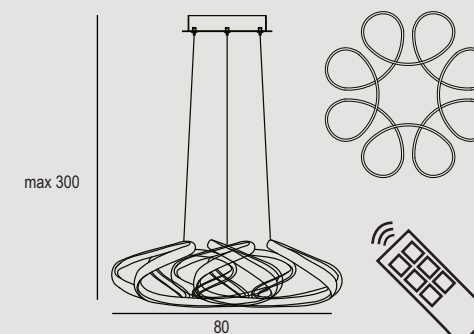
FLOWER S50

LED 31 Watt
LM: SOURCE 2880 (REAL 2250)
CCT 3000/6000K
IP20
L 50 H MAX 300 cm
Dimmerabile e dinamica con comando a distanza;
Dimmable with remote control;



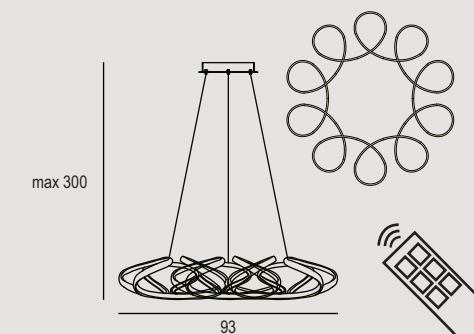
FLOWER S63

LED 52 Watt
LM: SOURCE 4680 (REAL 3420)
CCT 3000/6000K
IP20
L 63 H MAX 300 cm
Dimmerabile e dinamica con comando a distanza;
Dimmable with remote control;



FLOWER S80

LED 54 Watt
LM: SOURCE 5130 (REAL 3591)
CCT 3000/6000K
IP20
L 80 H MAX 300 cm
Dimmerabile e dinamica con comando a distanza;
Dimmable with remote control;



FLOWER S93

LED 64 Watt
LM: SOURCE 5760 (REAL 4032)
CCT 3000/6000K
IP20
L 93 H MAX 300 cm
Dimmerabile e dinamica con comando a distanza;
Dimmable with remote control;


FINITURE DISPONIBILI
Finishes available

WH



Bianco
White






frame









frame

PLAFONIERA

Ceiling lamp | Plafonnier | Deckenleuchte



Plafoniera quadrata o rettangolare, montatura in metallo verniciato con diffusore in metacrilato bianco, LED integrato. Dimmerabile.



Plafonnier carré ou rectangulaire, structure en métal peint avec diffuseur en méthacrylate blanc, LED intégrée. Dimmable.



Squared or rectangular ceiling lamp, painted metal frame with diffuser in white methacrylate, integrated LED source. Dimmable.



Viereckige oder rechteckige Deckenleuchte mit lackiertem Metallrahmen und Diffusor aus weißem Methacrylat, integrierte Led- Lampe. Dimmbar.



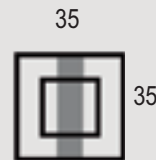
K- SWITCH
3000K - 4000K



DIMMERABILE
dimnable

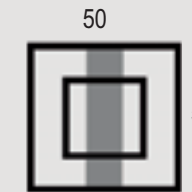


TRIAC



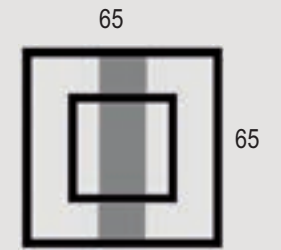
FRAME Q35

LED 36 Watt
LM: SOURCE 4140 (REAL 2650)
CCT 3000/4000K
IP20
L 35 P 35 cm



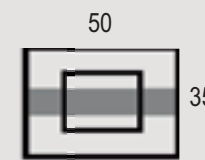
FRAME Q50

LED 48 Watt
LM: SOURCE 5520 (REAL 3230)
CCT 3000/4000K
IP20
L 50 P 50 cm



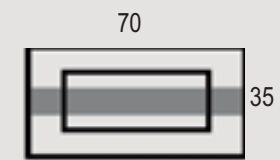
FRAME Q65

LED 58 Watt
LM: SOURCE 6670 (REAL 3950)
CCT 3000/4000K
IP20
L 65 P 65 cm



FRAME R50

LED 42 Watt
LM: SOURCE 4830 (REAL 2850)
CCT 3000/4000K
IP20
L 50 P 35 cm



FRAME R70

LED 56 Watt
LM: SOURCE 6440 (REAL 4130)
CCT 3000/4000K
IP20
L 70 P 35 cm

FINITURE DISPONIBILI
Finishes available

WH




Bianco
White





frame plus







frame plus

PLAFONIERA

Ceiling lamp | Plafonnier | Deckenleuchte



Plafoniera quadrata o rettangolare, montatura in metallo verniciato con diffusore in metacrilato bianco, LED integrato. Dimmerabile.



Squared or rectangular ceiling lamp, painted metal frame with diffuser in white methacrylate, integrated LED source. Dimmable.



Plafonnier carré ou rectangulaire, structure en métal peint avec diffuseur en méthacrylate blanc, LED intégrée. Dimmable.



Viereckige oder rechteckige Deckenleuchte mit lackiertem Metallrahmen und Diffusor aus weißem Methacrylat, integrierte Led-Lampe. Dimmbal.



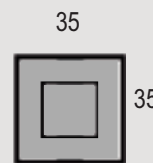
K- SWITCH
3000K - 4000K



DIMMERABILE
dimmmable

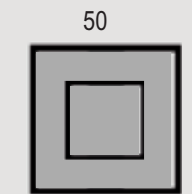


TRIAC



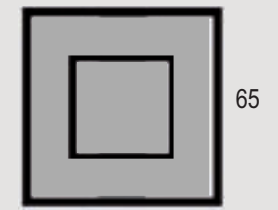
FRAME PLUS Q35

LED 36 Watt
LM: SOURCE 4140 (REAL 2650)
CCT 3000/4000K
IP20
L 35 H 35 cm



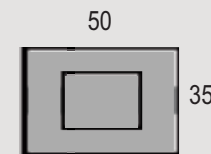
FRAME PLUS Q50

LED 48 Watt
LM: SOURCE 5520 (REAL 3230)
CCT 3000/4000K
IP20
L 50 H 50 cm




FRAME PLUS Q65

LED 58 Watt
LM: SOURCE 6670 (REAL 3950)
CCT 3000/4000K
IP20
L 65 H 65 cm



FRAME PLUS R50

LED 42 Watt
LM: SOURCE 4830 (REAL 2850)
CCT 3000/4000K
IP20
L 50 H 35 cm



FRAME PLUS R70


LED 56 Watt
LM: SOURCE 6440 (REAL 4130)
CCT 3000/4000K
IP20
L 70 H 35 cm

JEWELS RANGE

FINITURE DISPONIBILI | Finishes available

WH	SG	DG	NE	RU	TO	MA
Bianco White	Grigio Perla Silver grey	Antracite Dark grey	Nero Black	Ruggine Rust	Tortora Turtledove	Magenta Magenta
GF	SF	RF	MG	BN	MC	VB
Foglia oro Gold foil	Foglia Argento Silver foil	Foglia Rame Copper foil	Oro opaco Matt gold	Oro rosato Pink Gold	Rame opaco Matt copper	Verde bosco Forest green






doup







SF



Foglia Argento
Silver foil



MA



Magenta
Magenta



RF



Foglia Rame
Copper foil



MC



Rame opaco
Matt copper



VB



Verde bosco
Forest green



BN



Oro rosato
Pink Gold



GF



Foglia oro
Gold foil



doup
COLOR MIX

NE



Nero
Black



RU




Ruggine
Rust



MG



Oro opaco
Matt gold









PLAFONIERA


Ceiling lamp | Plafonnier | Deckenleuchte


LAMPADA DA PARETE

Wall lamp | Applique | Wandleuchte

 Lampada da parete o plafoniera biemissione con LED integrato, montatura in metallo verniciato e diffusore in metacrilato bianco.

 Bi-emission wall lamp or ceiling lamp with integrated LED, painted metal frame and white methacrylate diffuser.

 Applique ou plafonnier bi-émission avec LED intégrée, structure en métal peint et diffuseur en méthacrylate blanc.

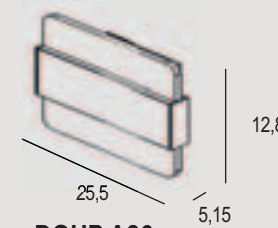
 Doppelausstrahlungswandleuchte/deckenleuchte mit integrierter LED-Lampe, lackierter Metallrahmen und Diffusor aus weißem Methacrylat.



BIEMISSIONE
double emission

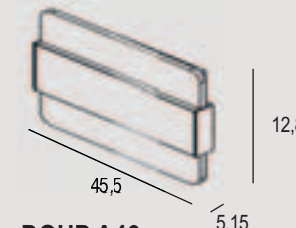


K-SWITCH
3000K - 4000K



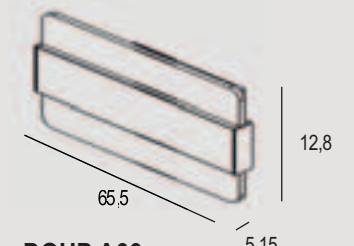
DOUP A26

LED 16 Watt
LM: SOURCE 1828 (REAL 1050)
CCT 3000/4000K
IP20
L 25,5 P 5,15 H 12,8 cm



DOUP A46

LED 30 Watt
LM: SOURCE 3292 (REAL 1950)
CCT 3000/4000K
IP20
L 45,5 P 5,15 H 12,8 cm

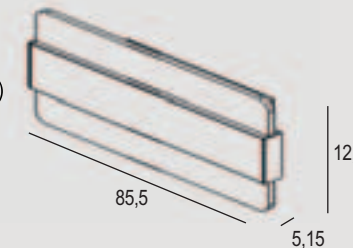


DOUP A66

LED 43 Watt
LM: SOURCE 4755 (REAL 2950)
CCT 3000/4000K
IP20
L 65,5 P 5,15 H 12,8 cm

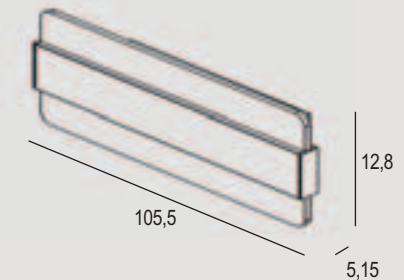
DOUP A86

LED 56 Watt
LM: SOURCE 6218 (REAL 3870)
CCT 3000/4000K
IP20
L 85,5 P 5,15 H 12,8 cm



DOUP A106


LED 70 Watt
LM: SOURCE 7681 (REAL 4320)
CCT 3000/4000K
IP20
L 105,5 P 5,15 H 12,8 cm



J JEWELS RANGE

FINITURE DISPONIBILI | *Finishes available*





pop












pop


LAMPADA DA PARETE

Wall lamp | Applique | Wandleuchte

 Lampada da parete con LED integrato luce indiretta.
Montatura in metallo verniciato. Diffusore in metacrilato bianco.

 Wall lamp with integrated LED, indirect light. Frame in painted metal.
Diffuser in white methacrylate.

 Applique avec lumière indirecte, LED intégrée. Structure en métal peint.
Diffuseur en méthacrylate blanc.

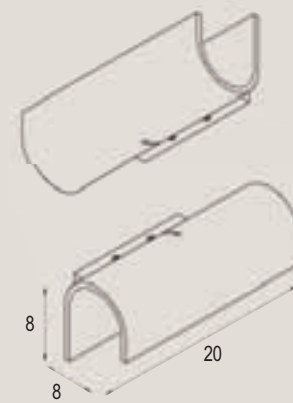
 Wandleuchte mit integrierter indirekter LED-Lampe. Lackiertem Metallrahmen. Diffusor aus weißem Methacrylat.



K- SWITCH
3000K - 4000K

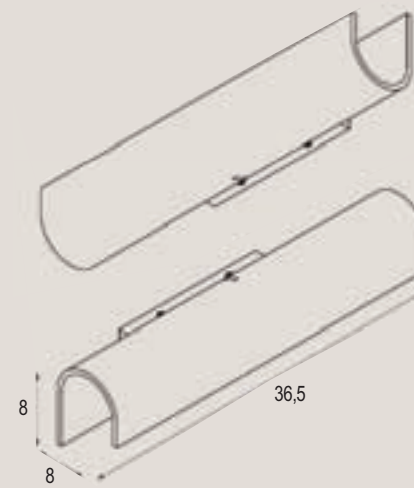


MONOEMISSIONE
single emission



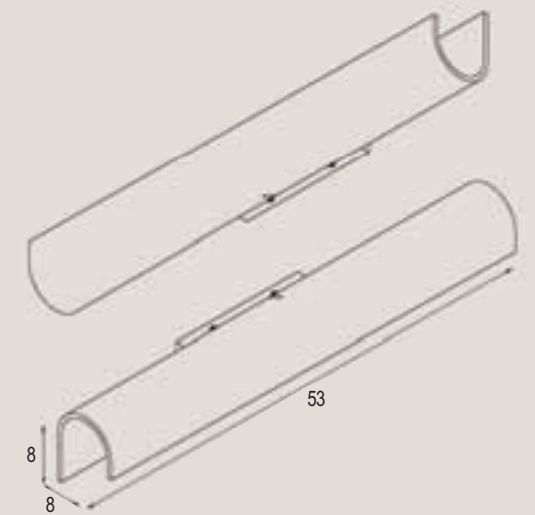
POP A20

LED 12 Watt
LM: SOURCE 1523 (REAL 1066)
CCT 3000/4000K
IP20
L 20 P 8 H 8 cm



POP A36

LED 20 Watt
LM: SOURCE 2529 (REAL 1770)
CCT 3000/4000K
IP20
L 36,5 P 8 H 8 cm



POP A53

LED 28 Watt
LM: SOURCE 3665 (REAL 2566)
CCT 3000/4000K
IP20
L 53 P 8 H 8 cm

J JEWELS RANGE


FINITURE DISPONIBILI | Finishes available

WH  Bianco White	SG  Grigio Perla Silver grey	DG  Antracite Dark grey	NE  Nero Black	RU  Ruggine Rust	TO  Tortora Turtledove	MA  Magenta Magenta
GF  Foglia oro Gold foil	SF  Foglia Argento Silver foil	RF  Foglia Rame Copper foil	MG  Oro opaco Matt gold	BN  Oro rosato Pink Gold	MC  Rame opaco Matt copper	VB  Verde bosco Forest green






myr











myr


LAMPADA DA PARETE

Wall lamp | Applique | Wandleuchte

 Lampada da parete monoemissione orientabile in metallo cromato o bianco, diffusore in metacrilato bianco e LED integrato.

 Applique réglable mono-émission, en métal chromé ou blanc avec diffuseur en méthacrylate blanc et LED intégrée.

 Adjustable wall lamp, unidirectional, in chromed or white metal with white methacrylate diffuser and integrated LED.

 Verstellbare Wandleuchte, aus verchromtem oder weißem Metall, Diffusor aus weißem Methacrylat und integrierte Led-Lampe.



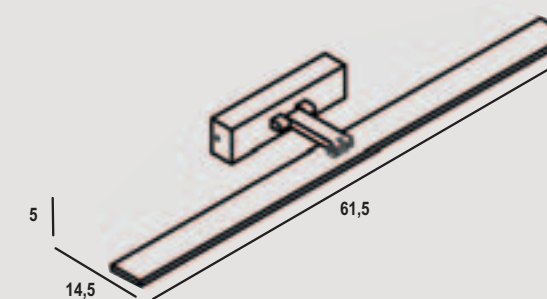
K-SWITCH
3000K - 4000K



ORIENTABILE 180°
adjustable 180°



MONOEMISSIONE
single emission



MYR A62

LED 16 Watt
LM: SOURCE 1954 (REAL 1650)
CCT 3000/4000K
IP20
L 61,5 P 14,5 H 5 cm

FINITURE DISPONIBILI | Finishes available

WH



Bianco
White

CR




Cromo
Chrome






loop











loop
COLOR MIX

loop
decorazione interna
decor IN



loop
decorazione esterna
decor OUT



loop

PLAFONIERA

Ceiling lamp | Plafonnier | Deckenleuchte

Plafoniera rotonda in metallo verniciato e diffusore in metacrilato, LED integrato

Plafonnier rond, structure en métal peint avec diffuseur en méthacrylate, LED intégrée.

Round ceiling lamp, metal painted frame with diffuser in methacrylate, integrated LED source.

Runde deckenleuchte aus lackiertem metall und diffusor aus methacrylat, mit integrierter LED-Lampe.




K- SWITCH
3000K - 4000K



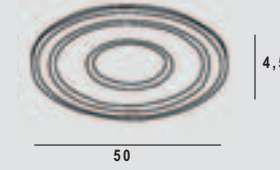
LOOP T20

LED 18 Watt
LM: SOURCE 2070 (REAL 1320)
CCT 3000/4000K
IP20
Ø 20 H 5 cm



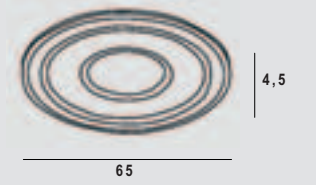
LOOP T35

LED 30 Watt
LM: SOURCE 3450 (REAL 2250)
CCT 3000/4000K
IP20
Ø 35 H 4,5 cm



LOOP T50

LED 46 Watt
LM: SOURCE 5290 (REAL 3450)
CCT 3000/4000K
IP20
Ø 50 H 4,5 cm



LOOP T65

LED 60 Watt
LM: SOURCE 6900 (REAL 4180)
CCT 3000/4000K
IP20
Ø 65 H 4,5 cm

SOLO
ONLY
WH



SOLO Bianco
ONLY White

J JEWELS RANGE

FINITURE DISPONIBILI | Finishes available

WH	SG	DG	NE	RU	TO	MA
Bianco White	Grigio Perla Silver grey	Antracite Dark grey	Nero Black	Ruggine Rust	Tortora Turtledove	Magenta Magenta
GF	SF	RF	MG	BN	MC	VB
Foglia oro Gold foil	Foglia Argento Silver foil	Foglia Rame Copper foil	Oro opaco Matt gold	Oro rosato Pink Gold	Rame opaco Matt copper	Verde bosco Forest green





tour










tour


LAMPADA DA PARETE

Wall lamp | Applique | Wandleuchte

 Lampada da parete orientabile con LED integrato. Montatura in metallo verniciato. Diffusore in metacrilato bianco.

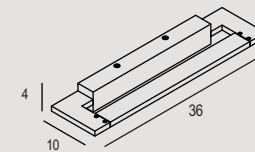
 Adjustable wall lamp with integrated LED. Frame in painted metal. Diffuser in white methacrylate.

 Applique réglable avec lumière indirecte. Structure en métal peint. Diffuseur en méthacrylate blanc.

 Verstellbare Wandleuchte mit integrierter LED-Lampe. Lackierter Metallrahmen. Diffusor aus weißem Methacrylat.

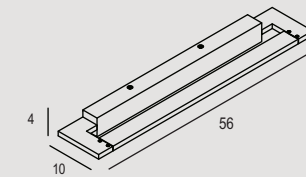


ORIENTABILE 180°
adjustable 180°



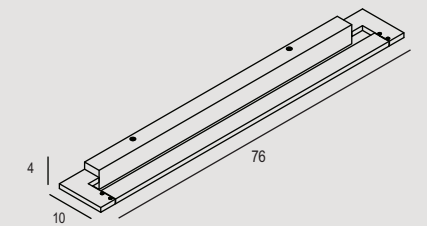
TOUR A36

LED 12 Watt
LM: SOURCE 1537 (REAL 1058)
CCT 3000K
IP20
L 36 P 10 H 4 cm



TOUR A56

LED 18 Watt
LM: SOURCE 2091 (REAL 1560)
CCT 3000K
IP20
L 56 P 10 H 4 cm



TOUR A76

LED 24 Watt
LM: SOURCE 3220 (REAL 2350)
CCT 3000K
IP20
L 76 P 10 H 4 cm


FINITURE DISPONIBILI | Finishes available

WH




Bianco
White





halo'













RU



Ruggine
Rust

GF



Foglia oro
Gold foil

MG



Oro opaco
Matt gold

SG



Grigio Perla
Silver grey

RF



Foglia Rame
Copper foil

NE



Nero
Black

VB



Verde bosco
Forest green

MC



Rame opaco
Matt copper

SF



Foglia Argento
Silver foil

TO



Tortora
Turtledove

DG



Antracite
Dark grey

BN



Oro rosato
Pink Gold

MA



Magenta
Magenta

halò'
COLOR MIX

halo'

decorazione interna
decor IN



halo'

decorazione esterna
decor OUT



halo'



halo'

PLAFONIERA

Ceiling lamp | Plafonnier | Deckenleuchte

Plafoniera quadrata o rettangolare, montatura in metallo verniciato con diffusore in metacrilato. LED integrato.

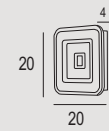
Squared or rectangular ceiling lamp, metal painted frame with diffuser in methacrylate. Integrated LED.

Plafonnier carré ou rectangulaire, structure en métal peint avec diffuseur en méthacrylate. LED intégrée.

Viereckige oder rechteckige Deckenleuchte mit lackiertem Metallrahmen und Diffusor aus weißem Methacrylat, integrierte Led-Lampe.



K- SWITCH
3000K - 4000K



HALÒ Q20

LED 18 Watt
LM: SOURCE 2070 (REAL 1449)
CCT 3000/4000K
IP20
L 20 P 4 H 20 cm

**S O L O
O N L Y**

WH

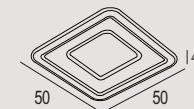


Bianco
White



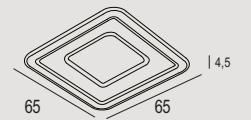
HALÒ Q35

LED 30 Watt
LM: SOURCE 3450 (REAL 2415)
CCT 3000/4000K
IP20
L 35 P 4,5 H 35 cm



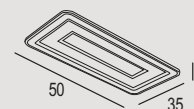
HALÒ Q50

LED 46 Watt
LM: SOURCE 5290 (REAL 3703)
CCT 3000/4000K
IP20
L 50 P 4,5 H 50 cm



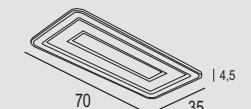
HALÒ Q65

LED 60 Watt
LM: SOURCE 6900 (REAL 4830)
CCT 3000/4000K
IP20
L 65 P 4,5 H 65 cm



HALÒ R50

LED 36 Watt
LM: SOURCE 4140 (REAL 2898)
CCT 3000/4000K
IP20
L 50 P 4,5 H 35cm



HALÒ R70

LED 45 Watt
LM: SOURCE 5175 (REAL 3623)
CCT 3000/4000K
IP20
L 70 P 4,5 H 35 cm

J

JEWELS RANGE

FINITURE DISPONIBILI | Finishes available

WH



Bianco
White

SG



Grigio Perla
Silver grey

DG



Antracite
Dark grey

NE



Nero
Black

RU



Ruggine
Rust

TO



Tortora
Turtledove

MA



Magenta
Magenta

GF



Foglia oro
Gold foil

SF



Foglia Argento
Silver foil

RF



Foglia Rame
Copper foil

MG



Oro opaco
Matt gold

BN



Oro rosato
Pink Gold

MC




Rame opaco
Matt copper

VB





Verde bosco
Forest green





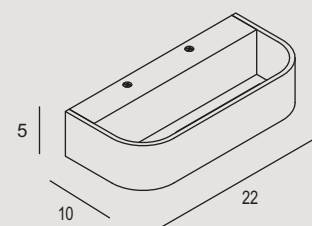

handles



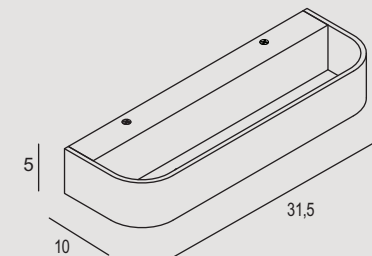
handles

LAMPADA DA PARETE
Wall lamp | Applique | Wandleuchte

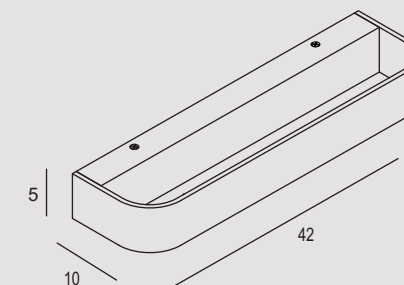
-  Lampada da parete monoemissione LED integrato, montatura in metallo verniciato.
-  Single-emission wall lamp with integrated LED, painted metal frame.
-  Applique mono-émission à LED intégrée, structure en métal peint.
-  Einzelaustrahlungs Wandleuchte mit integrierter Led- Lampe, lackierter Metallrahmen.



HANDLES A22
LED 12 Watt
LM: SOURCE 1451 (REAL 1016)
CCT 3000/4000K
IP20
L 22 P 10 H 5 cm



HANDLES A32
LED 20 Watt
LM: SOURCE 4140 (REAL 2529)
CCT 3000/4000K
IP20
L 31,5 P 10 H 5 cm




HANDLES A42
LED 30 Watt
LM: SOURCE 4233 (REAL 2963)
CCT 3000/4000K
IP20
L 42 P 10 H 5 cm

J JEWELS RANGE

FINITURE DISPONIBILI | Finishes available

WH	SG	DG	NE	RU	TO	MA
						
Bianco White	Grigio Perla Silver grey	Antracite Dark grey	Nero Black	Ruggine Rust	Tortora Turtledove	Magenta Magenta
GF	SF	RF	MG	BN	MC	VB
						
Foglia oro Gold foil	Foglia Argento Silver foil	Foglia Rame Copper foil	Oro opaco Matt gold	Oro rosato Pink Gold	Rame opaco Matt copper	Verde bosco Forest green





clap








clap


LAMPADA DA PARETE

Wall lamp | Applique | Wandleuchte

 Lampada da parete con LED integrato luce indiretta. Montatura in metallo verniciato. Diffusore in metacrilato bianco.

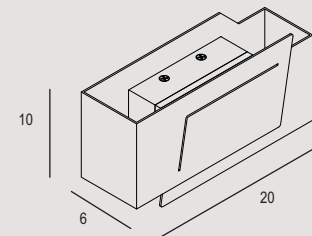
 Applique avec lumière indirecte, LED intégrée. Structure en métal peint. Diffuseur en méthacrylate blanc.

 Wall lamp with integrated LED, indirect light. Frame in painted metal. Diffuser in white methacrylate.

 Wandleuchte mit integrierter indirekter LED. Lackierter Metallrahmen. Diffusor aus weißem Methacrylat.

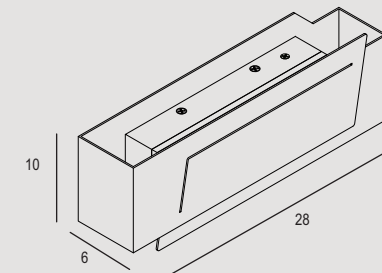


K- SWITCH
3000K - 4000K



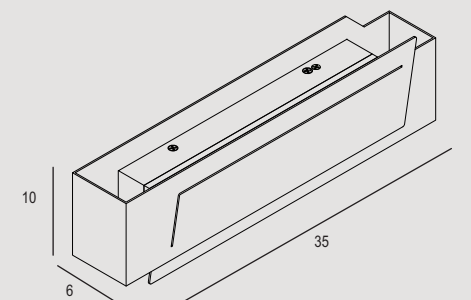
CLAP A20

LED 12 Watt
LM: SOURCE 1451 (REAL 850)
CCT 3000/4000K
IP20
L 20 P 6 H 10 cm



CLAP A28

LED 18 Watt
LM: SOURCE 2177 (REAL 1370)
CCT 3000/4000K
IP20
L 28 P 6 H 10 cm



CLAP A35

LED 24 Watt
LM: SOURCE 3559 (REAL 2050)
CCT 3000/4000K
IP20
L 35 P 6 H 10 cm

J JEWELS RANGE

FINITURE DISPONIBILI | Finishes available

WH	SG	DG	NE	RU	TO	MA
						
Bianco White	Grigio Perla Silver grey	Antracite Dark grey	Nero Black	Ruggine Rust	Tortora Turtledove	Magenta Magenta
GF	SF	RF	MG	BN	MC	VB
						
Foglia oro Gold foil	Foglia Argento Silver foil	Foglia Rame Copper foil	Oro opaco Matt gold	Oro rosato Pink Gold	Rame opaco Matt copper	Verde bosco Forest green





arch










arch


LAMPADA DA TERRA

Floor lamp | Lampadaire | Stehlampen

 Lampada da terra orientabile in metallo verniciato. Led integrato. Diffusore in acrilico. Dimmerabile.

 Lampadaire réglable en métal peint. LED intégrée. Diffuseur en acrylique. Dimmable.

 Adjustable floor lamp in painted metal. Integrated LED. Acrylic diffuser. Dimmable.

 Verstellbare Stehlampen aus lackiertem Metall. Integrierte LED. Diffusor aus Acryl. Dimmbar.



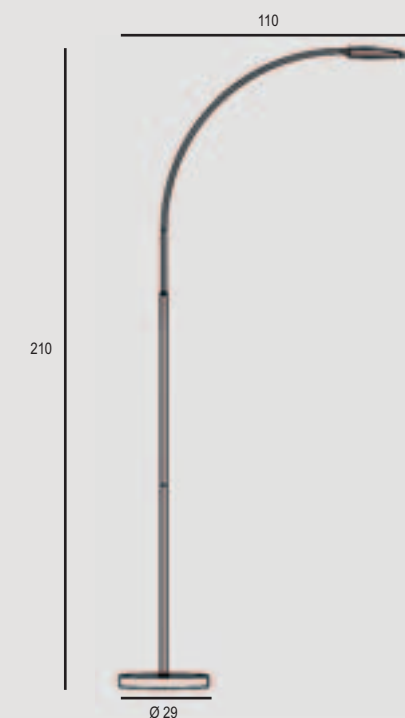
ORIENTABILE 180°
adjustable 180°



DIMMERABILE
dimmable



ON / OFF DIM



ARCH P210

LED 25 Watt
LM: SOURCE 3100 (REAL 2000)
CCT 3000K
IP20
L 110 h 210 cm

FINITURE DISPONIBILI | Finishes available

WH



Bianco
White

NE



Nero
Black





way










way


LAMPADA DA TERRA

Floor lamp | Lampadaire | Stehlampen

 Lampada da terra orientabile in metallo verniciato. Led integrato. Diffusore in acrilico. Dimmerabile.

 Lampadaire réglable en métal peint. LED intégrées. Diffuseur en acrylique. Dimmable.

 Adjustable floor lamp painted metal. Integrated LED. Acrylic diffuser. Dimmable.

 Verstellbare stehlampen lackierte Metalllampen. Integrierte LED. Acryldiffusor. Dimmbar.




ORIENTABILE 360°
adjustable 360°



DIMMERABILE
dimmable



ON / OFF DIM



WAY

LED 30 Watt
LM: SOURCE 3500 (REAL 2950)
CCT 3000K
IP20
L 28 H 180 cm


FINITURE DISPONIBILI | Finishes available

WH



Bianco
White

NE



Nero
Black





ella










ella

LAMPADA DA TERRA

Floor lamp | Lampadaire | Stehlampen

 Lampada da terra in metallo verniciato. Led integrato. Diffusore in acrilico. Dimmerabile.

 Floor lamp painted metal. Integrated LED. Acrylic diffuser. Dimmable.

 Lampadaire en métal peint. LED intégrées. Diffuseur en acrylique. Dimmable.

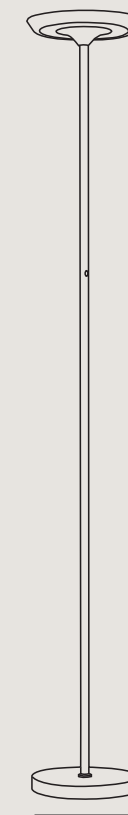
 Stehlampen aus lackiertem Metall. Integrierte LED. Acryldiffusor. Dimmbar.



DIMMERABILE
dimmable



ON / OFF DIM



Ø 27

180

ELLA P180

LED 25 Watt
LM: SOURCE 3100 (REAL 2150)
CCT 3000K
IP20
Ø 27 H 180 cm

FINITURE DISPONIBILI | Finishes available

WH




Bianco
White

NE



Nero
Black





twist







WH



Bianco
White



MG



Oro opaco
Matt gold



NE



Nero
Black



RU





Ruggine
Rust


twist

LAMPADA DA TAVOLO

Table lamp | Lampe de table | Tischlampe

 Lampada da tavolo in metallo verniciato bianco. Led integrato. Diffusore in silicone Dimmerabile.

 Table lamp in white painted metal. Integrated LED. Silicone diffuser. Dimmable.

 Lampe de table en métal peint blanc. LED intégrées. Diffuseur en silicone. Dimmable.

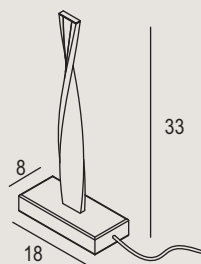
 Tischlampe weiß lackierte Metalllampen. Integrierte LED. Silikon, Diffusor. Dimmbarer.



DIMMERABILE
dimnable



ON / OFF DIM



TWIST T33


LED 6 Watt
LM: SOURCE 645 (REAL 509)
CCT 3000K
IP20
L 18 P 8 H 33 cm

FINITURE DISPONIBILI | *Finishes available*

WH




Bianco
White





twist

LAMPADA DA TERRA

Floor lamp | Lampadaire | Stehlampen

 Lampada da terra in metallo verniciato. Led integrato. Diffusore in silicone. Dimmerabile.

 Floor lamp in painted metal. Integrated LED. Silicone diffuser. Dimmable.

 Lampadaire en métal peint.. LED intégrées. Diffuseur en silicone. Dimmable.

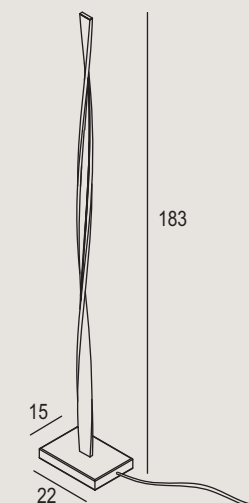
 Stehlampen lackierte Metalllampen. Integrierte LED. Silikon Diffusor. Dimmbarer.



DIMMERABILE
dimnable



ON / OFF DIM



TWIST P183

LED 26 Watt
LM: SOURCE 2766 (REAL 2090)
CCT 3000K
IP20
L 22 P 15 H 183 cm

FINITURE DISPONIBILI | *Finishes available*

WH



Bianco
White

NE



Nero
Black

RU







Ruggine
Rust

MG



Oro opaco
Matt gold






square

by Gianluca Albertin 2018









square
COLOR MIX


square


PLAFONIERA

Ceiling lamp | Plafonnier | Deckenleuchte

 Plafoniera quadrata o rettangolare, Led integrato. Montatura in metallo verniciato con inserti in metacrilato. **Dimmerabile su richiesta.**

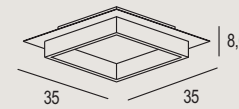
 Plafonnier carré ou rectangulaire, Led intégrée. Structure en métal peint avec inserts en méthacrylate. **Dimmable sur demande.**

 Squared or rectangular ceiling lamp, integrated Led. Metal painted frame with insertions in methacrylate. **Dimmable on request.**

 Quadratische oder rechteckige Deckenleuchte, integrierter Led. Lackierter Metallrahmen mit Einsätzen aus Metakrylat. **Dimmbar auf Anfrage.**

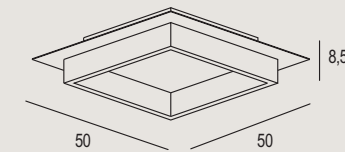


K- SWITCH
3000K - 4000K



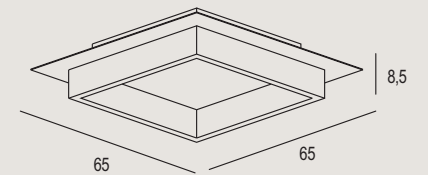
SQUARE Q35

LED 28 Watt
LM: SOURCE 3038 (REAL 2127)
CCT 3000/4000K - IP20
L 35 P 8,5 H 35 cm



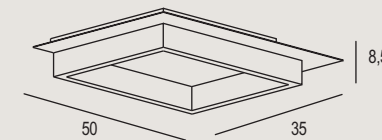
SQUARE Q50

LED 40 Watt
LM: SOURCE 4504 (REAL 3153)
CCT 3000/4000K - IP20
L 50 P 8,5 H 50 cm



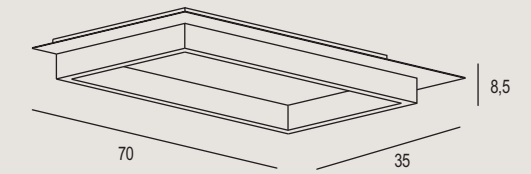
SQUARE Q65

LED 48 Watt
LM: SOURCE 5341 (REAL 3789)
CCT 3000/4000K - IP20
L 65 P 8,5 H 65 cm



SQUARE R50

LED 36 Watt
LM: SOURCE 4007 (REAL 2805)
CCT 3000/4000K - IP20
L 50 P 8,5 H 35 cm



SQUARE R70

LED 40 Watt
LM: SOURCE 4451 (REAL 3116)
CCT 3000/4000K - IP20
L 70 P 8,5 H 35 cm

J JEWELS RANGE

FINITURE DISPONIBILI | Finishes available



WH  Bianco White	SG  Grigio Perla Silver grey	DG  Antracite Dark grey	NE  Nero Black	RU  Ruggine Rust	TO  Tortora Turtledove	MA  Magenta Magenta
GF  Foglia oro Gold foil	SF  Foglia Argento Silver foil	RF  Foglia Rame Copper foil	MG  Oro opaco Matt gold	BN  Oro rosato Pink Gold	MC  Rame opaco Matt copper	VB  Verde bosco Forest green





oblio









oblio

PLAFONIERA


Ceiling lamp | Plafonnier | Deckenleuchte

 Plafoniera quadrata o rettangolare, montatura in metallo verniciato con diffusore in metacrilato bianco, LED integrato.

Dimmerabile su richiesta.

 Squared or rectangular ceiling lamp, painted metal frame with diffuser in white methacrylate, integrated LED source.

Dimmable on request.

 Plafonnier carré ou rectangulaire, structure en métal peint avec diffuseur en méthacrylate blanc, LED intégrée.

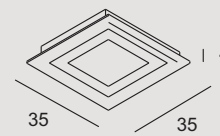
Dimmable sur demande.

 Viereckige oder rechteckige Deckenleuchte mit lackiertem Metallrahmen und Diffusor aus weißem Methacrylat, integrierte Led-Lampe.

Dimmbar auf Anfrage.

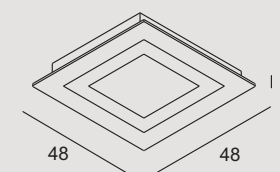


K- SWITCH
3000K - 4000K



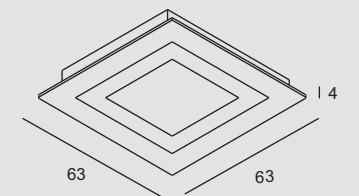
OBLIO Q35

LED 30 Watt
LM: SOURCE 3334 (REAL 2150)
CCT 3000/4000K - IP20
L 35 P 4 H 35 cm



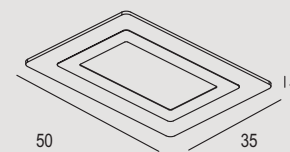
OBLIO Q50

LED 45 Watt
LM: SOURCE 4948 (REAL 3240)
CCT 3000/4000K - IP20
L 48 P 4 H 48 cm



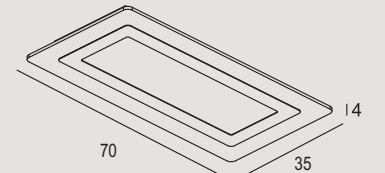
OBLIO Q65

LED 58 Watt
LM: SOURCE 6412 (REAL 3950)
CCT 3000/4000K - IP20
L 63 P 4 H 63 cm



OBLIO R50

LED 42 Watt
LM: SOURCE 4872 (REAL 3210)
CCT 3000/4000K - IP20
L 50 P 4 H 35 cm



OBLIO R70

LED 58 Watt
LM: SOURCE 6738 (REAL 4010)
CCT 3000/4000K - IP20
L 70 P 4 H 35 cm

J JEWELS RANGE

FINITURE DISPONIBILI | *Finishes available*

WH	SG	DG	NE	RU	TO	MA
						
Bianco White	Grigio Perla Silver grey	Antracite Dark grey	Nero Black	Ruggine Rust	Tortora Turtledove	Magenta Magenta
GF	SF	RF	MG	BN	MC	VB
						
Foglia oro Gold foil	Foglia Argento Silver foil	Foglia Rame Copper foil	Oro opaco Matt gold	Oro rosato Pink Gold	Rame opaco Matt copper	Verde bosco Forest green








pixel

by Gianluca Albertin 2019











pixel

SOSPENSIONE

Suspension | Suspension | Hängeleuchte

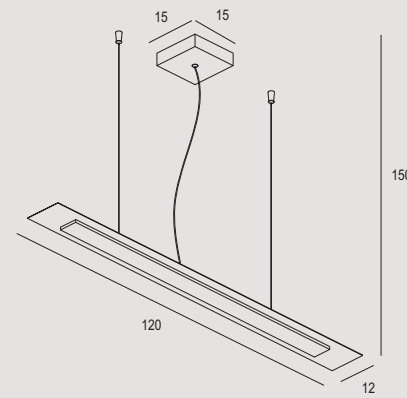
- Sospensione rettangolare in metallo verniciato e diffusore in metacrilato con luce dinamica; dimmerazione del colore (da 2700 calda a 6000 fredda) dimmerazione intensità (da 12w a 43w) comando a distanza (ON/OFF, dimmer k e dimmer watt).
- Rectangular suspension, painted metal frame, methacrylate diffuser, dynamic light; light color dimming (from 2700 warm to 6000 cold) intensity dimming (from 12w to 43w) remote control (ON / OFF, k dimmer and watt dimmer).
- Suspension rectangulaire, structure en métal peint, diffuseur en méthacrylate, lumière dynamique; gradation de la couleur de la lumière (de 2700 chaud à 6000 froid) gradation d'intensité (de 12w à 43w) télécommande (ON / OFF, k dimmer et watt dimmer).
- Rechteckige Hängeleuchte aus lackiertem Metall und Diffusor aus Methacrylat mit dynamischem Licht; farbdimbar vom 2700k-warm bis 6000k Dimmintensität; ab 12w bis 43w. Fernbedienung (ON/OFF, dimmer k und dimmer watt).



DIMMERABILE E DINAMICA
dimmable and dynamic



Dimmerabile e dinamica con comando a distanza;
Dimmable with remote control.



PIXEL S120DIM
LED 12-43 Watt
LM: SOURCE 4703 (REAL 3292)
CCT 2700 / 6000K - IP20
L 120 P 12 H 150 cm

J JEWELS RANGE

FINITURE DISPONIBILI | Finishes available

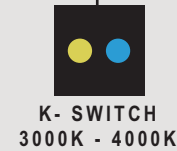


pixel

PLAFONIERA

Ceiling lamp | Plafonnier | Deckenleuchte

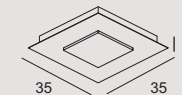
- Plafoniera quadrata o rettangolare in metallo verniciato e diffusore centrale in metacrilato, LED integrato. **Dimmerabile su richiesta.**
- Squared or rectangular ceiling lamp, metal painted frame with central diffuser in methacrylate, integrated LED source. **Dimmable on request.**
- Plafonnier carré ou rectangulaire, structure en métal peint avec diffuseur central en méthacrylate, LED intégrée. **Dimmable sur demande.**
- Quadratische oder rechteckige Deckenleuchte aus lackiertem Metall und Hauptdiffusor aus Methacrylat, mit integrierter LED-Lampe. **Dimmbar auf Anfrage.**



K- SWITCH
3000K - 4000K



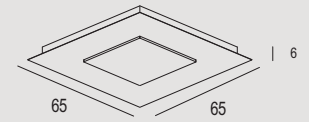
PIXEL Q20
LED 16 Watt
LM: SOURCE 1636 (REAL 1145)
CCT 3000/4000K - IP20
L 20 P 6 H 20 cm



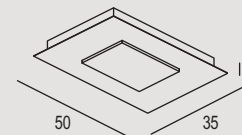
PIXEL Q35
LED 30 Watt
LM: SOURCE 3230 (REAL 2261)
CCT 3000/4000K - IP20
L 35 P 6 H 35 cm



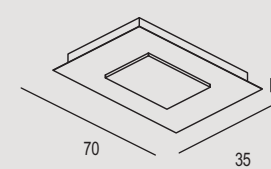
PIXEL Q50
LED 40 Watt
LM: SOURCE 4382 (REAL 3067)
CCT 3000/4000K - IP20
L 50 P 6 H 50 cm



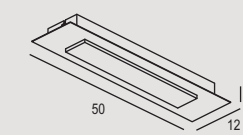
PIXEL Q65
LED 52 Watt
LM: SOURCE 5771 (REAL 4040)
CCT 3000/4000K - IP20
L 65 P 6 H 65 cm



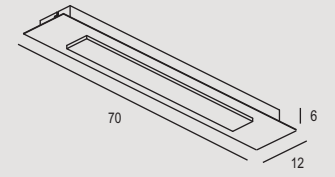
PIXEL R50
LED 34 Watt
LM: SOURCE 3756 (REAL 2629)
CCT 3000/4000K - IP20
L 50 P 6 H 35 cm



PIXEL R70
LED 40 Watt
LM: SOURCE 4590 (REAL 3213)
CCT 3000/4000K - IP20
L 70 P 6 H 35 cm



PIXEL R50X12
LED 17 Watt
LM: SOURCE 1964 (REAL 1375)
CCT 3000/4000K - IP20
L 50 P 6 H 12 cm




PIXEL R70X12
LED 23 Watt
LM: SOURCE 2737 (REAL 1916)
CCT 3000/4000K - IP20
L 70 P 6 H 12 cm

J JEWELS RANGE

FINITURE DISPONIBILI | Finishes available






well





well


SOSPENSIONE

Suspension | Suspension | Hängeleuchte

 Sospensione a sfera in metallo verniciato bianco, diffusori in metacrilato bianco LED integrato, dimmerabile.

 Spherical suspension in white painted metal, with white methacrylate diffusers, integrated LED source suspension, dimmable.

 Suspension sphérique en métal peint en blanc, avec diffuseurs en méthacrylate blanc, LED intégrée, dimmable.

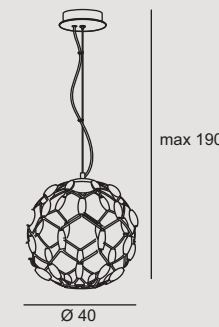
 Hängeleuchte, mit weiß-lackiertem Metall, Diffusor aus weißem Methacrylat, integrierte und dimmbar LED-Lampe.



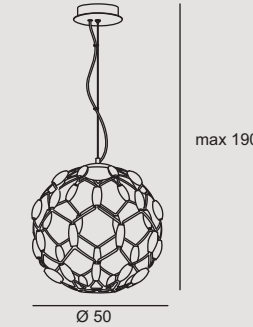
DIMMERABILE
dimmable



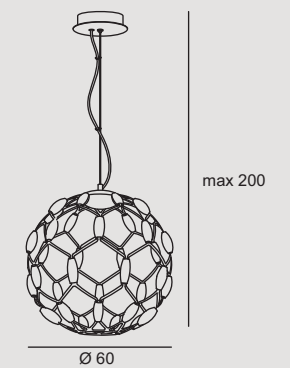
TRIAC



WELL S40
LED 36 Watt
LM: SOURCE 2880 (REAL 1850)
CCT 3000K - IP20
ø 40 H MAX 190 cm



WELL S50
LED 60 Watt
LM: SOURCE 4800 (REAL 3050)
CCT 3000K - IP20
ø 50 H MAX 190 cm



WELL S60
LED 72 Watt
LM: SOURCE 5760 (REAL 3720)
CCT 3000K - IP20
ø 60 H MAX 200 cm

FINITURE DISPONIBILI | Finishes available

WH



Bianco
White





twin









twin

SOSPENSIONE

Suspension | Suspension | Wandleuchte

Lampada a sospensione circolare in metallo, diffusore in Metacrilato bianco, Biemissione, LED integrato.

Suspension circulaire en métal, diffuseur blanc Méthacrylate, double émission, LED intégrée.

Ring-shaped suspension in metal, white diffuser Methacrylate, double emission, integrated LED.

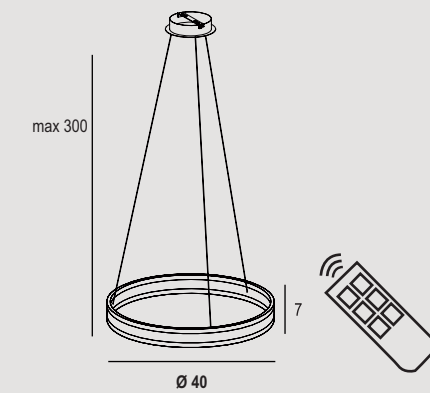
Kreisförmige Hängeleuchte aus Metall, Diffusor aus weißem Methacrylat, Biemission, Integrierte LED.



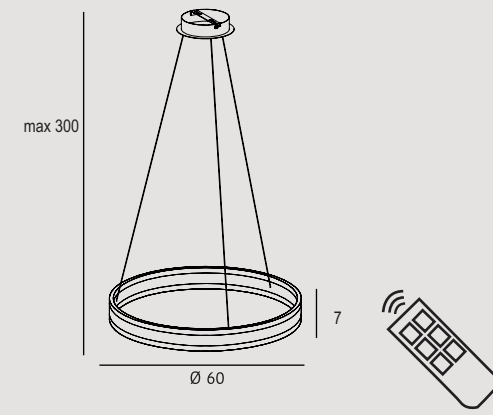
BIEMISSIONE
double emission



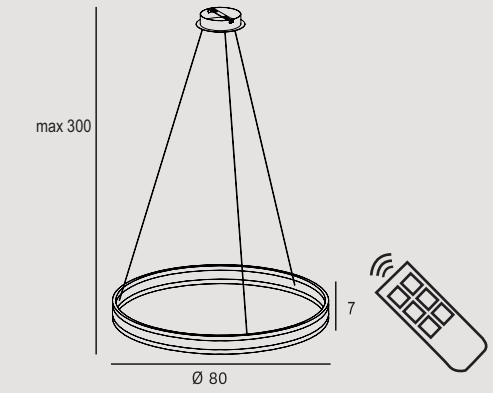
DIMMERABILE E DINAMICA
dimmable and dynamic



TWIN S40
LED 29 Watt
LM: SOURCE 2900 (REAL 2450)
CCT 3000/6000K - IP20
ø 40 P 7 H MAX 300 cm
Dimmerabile e dinamica con comando a distanza;
Dimmable with remote control.



TWIN S60
LED 72 Watt
LM: SOURCE 5580 (REAL 4360)
CCT 3000/6000K - IP20
ø 60 P 7 H MAX 300 cm
Dimmerabile e dinamica con comando a distanza;
Dimmable with remote control.



TWIN S80
LED 96 Watt
LM: SOURCE 7110 (REAL 4950)
CCT 3000/6000K - IP20
ø 80 P 7 H MAX 300 cm
Dimmerabile e dinamica con comando a distanza;
Dimmable with remote control.


J

JEWELS RANGE

FINITURE DISPONIBILI | Finishes available

WH Bianco White	SG Grigio Perla Silver grey	DG Antracite Dark grey	NE Nero Black	RU Ruggine Rust	TO Tortora Turtledove	MA Magenta Magenta
GF Foglia oro Gold foil	SF Foglia Argento Silver foil	RF Foglia Rame Copper foil	MG Oro opaco Matt gold	BN Oro rosato Pink Gold	MC Rame opaco Matt copper	VB Verde bosco Forest green





line



line

SOSPENSIONE

Suspension | Suspension | Hängeleuchte



Sospensione lineare, montatura in alluminio verniciato bianco, diffusore in acrilico, luce dinamica:
 - dimmerazione del colore (da 2700 calda a 6000 fredda)
 - dimmerazione intensità (da 5w a 47w) - comando a distanza (ON/OFF, dimmer k e dimmer watt).



Linear suspension, white painted aluminium frame, acrylic diffuser, dynamic light:
 - light color dimming (from 2700 warm to 6000 cold)
 - intensity dimming (from 5w to 47w)
 - remote control (ON / OFF, k dimmer and watt dimmer).



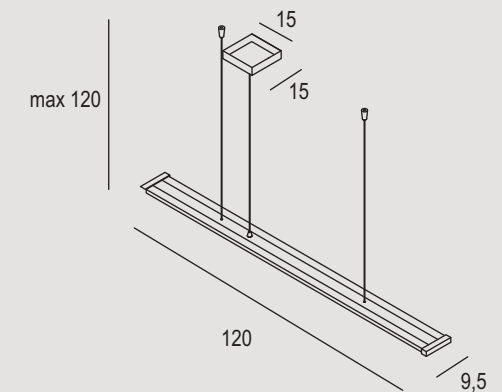
Suspension linéaire, structure en aluminium peint en blanc, diffuseur en acrylique, lumière dynamique:
 - gradation de la couleur de la lumière (de 2700 chaud à 6000 froid)
 - gradation d'intensité (de 5w à 47w)
 - télécommande (ON / OFF, k dimmer et watt dimmer).



Lineare Hängeleuchte mit weiß-lackiertem Aluprofil.
 - Diffusor aus Acrylglas, dynamisches Licht.
 - farbdimbar vom 2700k-warm bis 6000k-weiss
 - Dimmintensität: ab 5w bis 47w.
 - Fernbedienung (ON / OFF, k dimmer und watt dimmer).



DIMMERABILE E DINAMICA
 dimmable and dynamic



LINE S120 DIM
 LED 47 Watt
 LM: SOURCE 5130 (REAL 3850)
 CCT 2700 / 6000 K
 IP20
 L 120 P 9,5 H MAX 120 cm

Dimmerabile e dinamica con comando a distanza;
 Dimmable with remote control

FINITURE DISPONIBILI | Finishes available

WH



Bianco
 White





onda








onda


SOSPENSIONE

Suspension | Suspension | Hängeleuchte

 Sospensione lineare, montatura in metallo verniciato bianco, diffusore in metacrilato, luce dinamica: dimmerazione del colore (da 2700 calda a 6000 fredda) dimmerazione intensità (da 5w a 47w) comando a distanza (ON/OFF, dimmer k e dimmer watt).

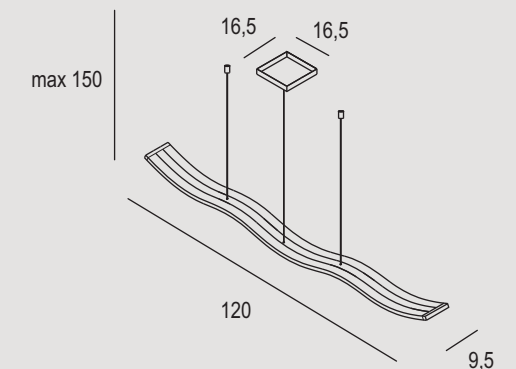
 Linear suspension, white painted metal frame, methacrylate diffuser, dynamic light: light color dimming (from 2700 warm to 6000 cold) intensity dimming (from 5w to 47w) remote control (ON / OFF, k dimmer and watt dimmer)

 Suspension linéaire, structure en métal peint en blanc, diffuseur en méthacrylate, lumière dynamique: gradation de la couleur de la lumière (de 2700 chaud à 6000 froid) gradation d'intensité (de 5w à 47w) télécommande (ON / OFF, k dimmer et watt dimmer).

 Lineare Hängeleuchte mit weiß-lackiertem Metallrahmen, Diffusor aus Methacrylat. Dynamisches Licht-farbdimbar vom 2700k-warm bis 6000k-weiss Dimmintensität: ab 5w bis 47w. -Fernbedienung (ON / OFF, k dimmer und watt dimmer).



DIMMERABILE E DINAMICA
dimmable and dynamic



ONDA S120 DIM

LED 47 Watt
LM: SOURCE 5130 (REAL 3880)
CCT 2700 / 6000 K
IP20
L 120 P 9,5 H MAX 150 cm

Dimmerabile e dinamica con comando a distanza;
Dimmable with remote control


FINITURE DISPONIBILI | Finishes available

WH



Bianco
White





bunny





bunny

LAMPADA DA PARETE

Wall lamp | Applique | Wandleuchte



Lampada da parete con LED integrato, montatura in metallo verniciato e diffusore a sbalzo in metacrilato bianco.



Wall lamp with integrated LED, structure in painted metal and asymmetric diffuser in white methacrylate.



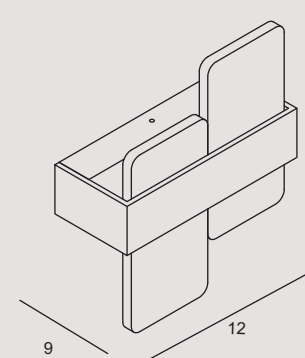
Applique avec LED intégrée, structure en métal peint et diffuseur asymétrique en méthacrylate blanc.



Wandleuchte mit integrierter LED-Lampe, lackierter Metallstruktur und asymmetrischem weißem Methacrylat-Diffusor

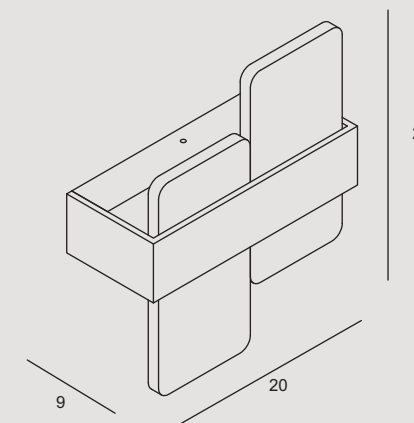


K- SWITCH
3000K - 4000K



BUNNY A19

LED 12 Watt
LM: SOURCE 1451 (REAL 1041)
CCT 3000 / 4000 K
IP20
L 12 P 9 H 19 cm



BUNNY A23

LED 20 Watt
LM: SOURCE 2529 (REAL 1907)
CCT 3000 / 4000 K
IP20
L 20 P 9 H 23 cm

J JEWELS RANGE


FINITURE DISPONIBILI | Finishes available

WH	SG	DG	NE	RU	TO	MA
Bianco White	Grigio Perla Silver grey	Antracite Dark grey	Nero Black	Ruggine Rust	Tortora Turtledove	Magenta Magenta
GF	SF	RF	MG	BN	MC	VB
Foglia oro Gold foil	Foglia Argento Silver foil	Foglia Rame Copper foil	Oro opaco Matt gold	Oro rosato Pink Gold	Rame opaco Matt copper	Verde bosco Forest green






band








band

LAMPADA DA PARETE
Wall lamp | Applique | Wandleuchte

 Lampada da parete biemissione con LED integrato, montatura in metallo verniciato e diffusore in metacrilato bianco.

 Bi-emission wall lamp with integrated LED, painted metal frame and white methacrylate diffuser.

 Applique bi-émission avec LED intégrée, structure en métal peint et diffuseur en méthacrylate blanc.

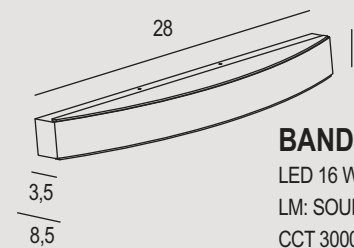
 Doppelaustrahlungswandleuchte mit integrierter LED-Lampe, lackierter Metallrahmen und Diffusor aus weißem Methacrylat.



BIEMISSIONE
double emission

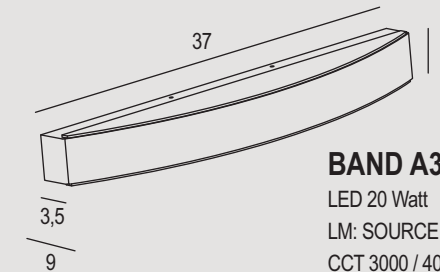


K-SWITCH
3000K - 4000K



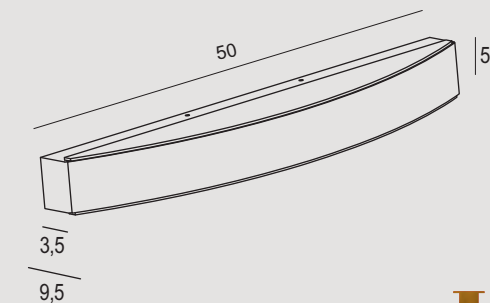
BAND A28

LED 16 Watt
LM: SOURCE 2066 (REAL 1467)
CCT 3000 / 4000 K
IP20
L 28 P 3,5/8,5 H 5 cm



BAND A37

LED 20 Watt
LM: SOURCE 2529 (REAL 2081)
CCT 3000 / 4000 K
IP20
L 37 P 3,5/9 H 5 cm



BAND A50

LED 28 Watt
LM: SOURCE 3665 (REAL 2745)
CCT 3000 / 4000 K
IP20
L 50 P 3,5/9,5 H 5,5 cm

J JEWELS RANGE

FINITURE DISPONIBILI | Finishes available

WH	SG	DG	NE	RU	TO	MA
						
Bianco White	Grigio Perla Silver grey	Antracite Dark grey	Nero Black	Ruggine Rust	Tortora Turtledove	Magenta Magenta
GF	SF	RF	MG	BN	MC	VB
						
Foglia oro Gold foil	Foglia Argento Silver foil	Foglia Rame Copper foil	Oro opaco Matt gold	Oro rosato Pink Gold	Rame opaco Matt copper	Verde bosco Forest green









aurora

















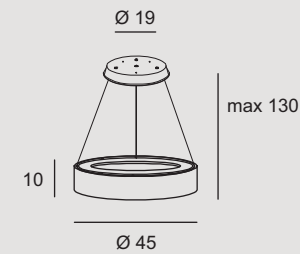


aurora

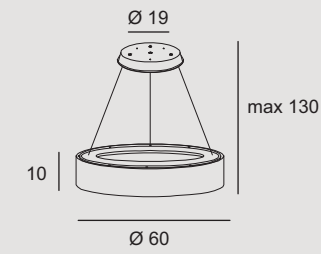
SOSPENSIONE | **PLAFONIERA**
 Suspension | Suspension | Hängeleuchte | Ceiling lamp | Plafonnier | Deckenleuchte

-  Sospensione ad anello in metallo verniciato, diffusore in metacrilato bianco LED integrato. **Dimmerabile su richiesta.**
-  Ring-shaped suspension in painted metal, with white methacrylate diffuser, integrated LED. **Dimmable on request.**
-  Suspension circulaire en métal peint avec diffuseur en méthacrylate blanc - LED intégrée. **Dimmable sur demande.**
-  Runde Hängeleuchte mit lackiertem Metallrahmen, Diffusor aus weißem Methacrylat, integrierte Led-Lampe. **Dimmbar auf Anfrage.**

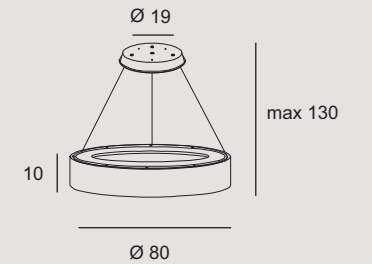
-  Plafoniera ad anello in metallo verniciato diffusore in metacrilato bianco LED integrato. **Dimmerabile su richiesta.**
-  Ring-shaped ceiling lamp in painted metal, with white methacrylate diffuser, integrated LED. **Dimmable on request.**
-  Plafonnier circulaire en métal peint avec méthacrylate blanc - LED intégrée. **Dimmable sur demande.**
-  Runde Deckenleuchte mit lackiertem Metallrahmen, Diffusor aus weißem Methacrylat, integrierte Led-Lampe. **Dimmbar auf Anfrage.**



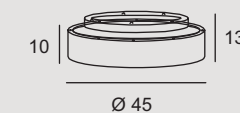
AURORA S45
 LED 27 Watt
 LM: SOURCE 2430 (REAL 1701)
 CCT 3000 / 4000 K - IP20
 ø 45/19 P 10 H MAX 130 cm



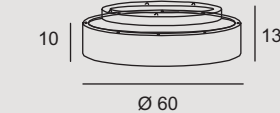
AURORA S60
 LED 36 Watt
 LM: SOURCE 3240 (REAL 2268)
 CCT 3000 / 4000 K - IP20
 ø 60/19 P 10 H MAX 130 cm



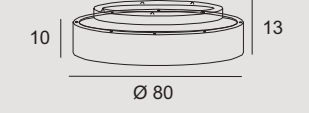
AURORA S80
 LED 96 Watt
 LM: SOURCE 8980 (REAL 6286)
 CCT 3000 / 4000 K - IP20
 ø 80/19 P 10 H MAX 130 cm



AURORA PL45
 LED 27 Watt
 LM: SOURCE 2450 (REAL 1715)
 CCT 3000 / 4000 K - IP20
 ø 45 P 10 H 13 cm



AURORA PL60
 LED 36 Watt
 LM: SOURCE 3260 (REAL 2282)
 CCT 3000 / 4000 K - IP20
 ø 60 P 10 H 13 cm



AURORA PL80
 LED 96 Watt
 LM: SOURCE 9120 (REAL 6384)
 CCT 3000 / 4000 K - IP20
 ø 80 P 10 H 13 cm

J JEWELS RANGE

FINITURE DISPONIBILI | Finishes available





pocket



pocket

PLAFONIERA

Ceiling lamp | Plafonnier | Deckenleuchte



Plafoniera quadrata o rotonda, montatura in metallo verniciato. LED integrato. Diffusore a lente in vetro.



Plafonnier carré ou rond, structure en métal peint. Led intégrée. Diffuseur à lentille en verre.



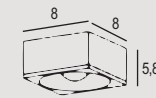
Square or round ceiling lamp, painted metal frame. Integrated LED. Glass lens diffuser.



Viereckige oder runde Deckenleuchte mit lackiertem Metallrahmen. Integrierte LED. Glaslinsendiffusor.

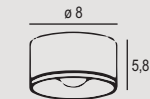


MONOEMISSIONE
single emission



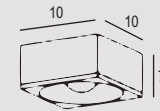
POCKET Q8

LED 9 Watt
LM: SOURCE 859 (REAL 601)
CCT 3000K (4000K su richiesta / on request)
IP20
L 8 P 8 H 5,8 cm



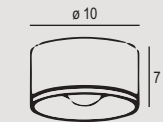
POCKET T8

LED 9 Watt
LM: SOURCE 859 (REAL 601)
CCT 3000K (4000K su richiesta / on request)
IP20
ø 8 H 5,8 cm



POCKET Q10

LED 15 Watt
LM: SOURCE 1579 (REAL 1105)
CCT 3000K (4000K su richiesta / on request)
IP20
L 10 P 10 H 7 cm



POCKET T10


LED 15 Watt
LM: SOURCE 1579 (REAL 1105)
CCT 3000K (4000K su richiesta / on request)
IP20
ø 10 H 7 cm

J JEWELS RANGE

FINITURE DISPONIBILI | Finishes available

WH	SG	DG	NE	RU	TO	MA
Bianco White	Grigio Perla Silver grey	Antracite Dark grey	Nero Black	Ruggine Rust	Tortora Turtledove	Magenta Magenta
GF	SF	RF	MG	BN	MC	VB
Foglia oro Gold foil	Foglia Argento Silver foil	Foglia Rame Copper foil	Oro opaco Matt gold	Oro rosato Pink Gold	Rame opaco Matt copper	Verde bosco Forest green





sparta










sparta

PLAFONIERA

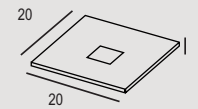
Ceiling lamp | Plafonnier | Deckenleuchte

 Plafoniera quadrata o rettangolare, montatura in metallo verniciato, lampadine GX53 non incluse.

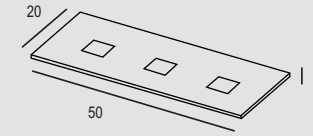
 Plafonnier carré ou rectangulaire, structure en métal peint, ampoules GX53 non incluses.

 Square or rectangular ceiling lamp, painted metal frame, GX53 bulbs not included.

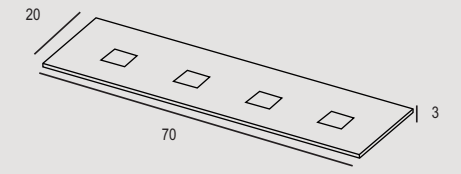
 Viereckige oder rechteckige Deckenleuchte mit lackiertem Metallrahmen, GX53-Lampen nicht enthalten.



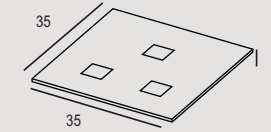
SPARTA Q 20 - Quadrata / Squared
1xGX53 max 9 Watt
IP20
L 20 P 3 H 20 cm



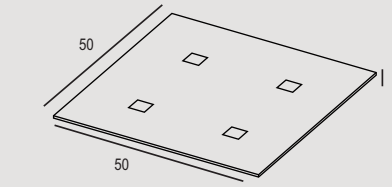
SPARTA R 50 - Rettangolare / Rectangular
3xGX53 max 3x9 Watt
IP20
L 50 P 3 H 20 cm



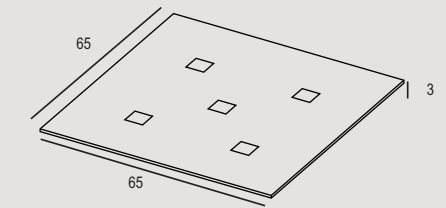
SPARTA R 70 - Rettangolare / Rectangular
4xGX53 max 4x9 Watt
IP20
L 70 P 3 H 20 cm



SPARTA Q 35 - Quadrata / Squared
3xGX53 max 3x9 Watt
IP20
L 35 P 3 H 35 cm



SPARTA Q 50 - Quadrata / Squared
4xGX53 max 4x9 Watt
IP20
L 50 P 3 H 50 cm



SPARTA Q 65 - Quadrata / Squared
5xGX53 max 5x9 Watt
IP20
L 65 P 3 H 65 cm

J JEWELS RANGE

FINITURE DISPONIBILI | Finishes available

WH	SG	DG	NE	RU	TO	MA
						
Bianco White	Grigio Perla Silver grey	Antracite Dark grey	Nero Black	Ruggine Rust	Tortora Turtledove	Magenta Magenta
GF	SF	RF	MG	BN	MC	VB
						
Foglia oro Gold foil	Foglia Argento Silver foil	Foglia Rame Copper foil	Oro opaco Matt gold	Oro rosato Pink Gold	Rame opaco Matt copper	Verde bosco Forest green





pixart







pixart

PLAFONIERA

Ceiling lamp | Plafonnier | Deckenleuchte



Plafoniera rotonda o ovale, montatura in metallo verniciato con diffusore in metacrilato bianco. LED integrato. **Dimmerabile su richiesta.**



Round or oval ceiling lamp, metal painted frame with diffuser in white methacrylate, integrated LED source. **Dimmable on request.**



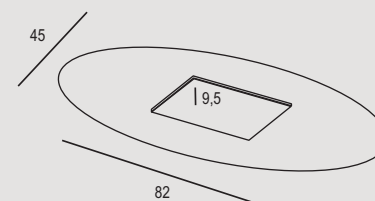
Plafonnier rond ou ovale, structure en métal peint avec diffuseur en méthacrylate blanc, LED intégrée. **Dimmable sur demande.**



Runde oder ovale Deckenleuchte mit lackiertem Metallrahmen, Diffusor aus weißem Methacrylat, integrierte LED-Lampe. **Dimmbar auf Anfrage.**

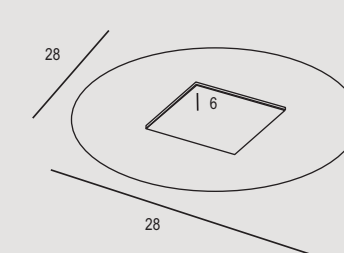


K- SWITCH
3000K - 4000K



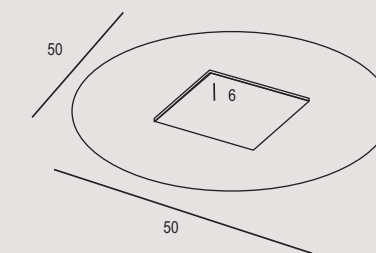
PIXART R080

LED integrato 36 Watt
LM: SOURCE 3756 (REAL 2629)
CCT 3000 / 4000 K
IP20
L 82 P 9,5 H 45 cm



PIXART QT28

LED integrato 16 Watt
LM: SOURCE 1636 (REAL 1145)
CCT 3000 / 4000 K
IP20
L 28 P 6 H 28 cm



PIXART QT50

LED integrato 26 Watt
LM: SOURCE 3230 (REAL 2261)
CCT 3000 / 4000 K
IP20
L 50 P 6 H 50 cm

J

JEWELS RANGE

FINITURE DISPONIBILI | Finishes available

WH	SG	DG	NE	RU	TO	MA
Bianco White	Grigio Perla Silver grey	Antracite Dark grey	Nero Black	Ruggine Rust	Tortora Turtledove	Magenta Magenta
GF	SF	RF	MG	BN	MC	VB
Foglia oro Gold foil	Foglia Argento Silver foil	Foglia Rame Copper foil	Oro opaco Matt gold	Oro rosato Pink Gold	Rame opaco Matt copper	Verde bosco Forest green





rail







rail

LAMPADA DA PARETE

Wall lamp | Applique | Wandleuchte

 Lampada da parete in alluminio verniciato e diffusore centrale in metacrilato bianco con LED integrato.

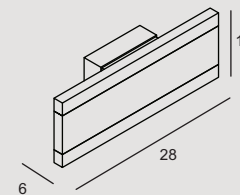
 Applique en aluminium peint et diffuseur central en méthacrylate blanc avec LED intégrée.

 Wall lamp in painted aluminum and central diffuser in white methacrylate with integrated LED source.

 Wandleuchte aus lackiertem Aluminium und Hauptdiffusor aus weißem Methacrylat, mit integrierter Led-Lampe.

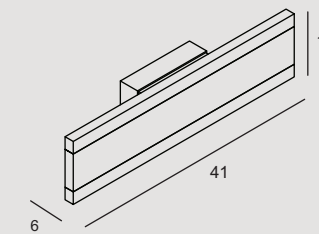


K- SWITCH
3000K - 4000K



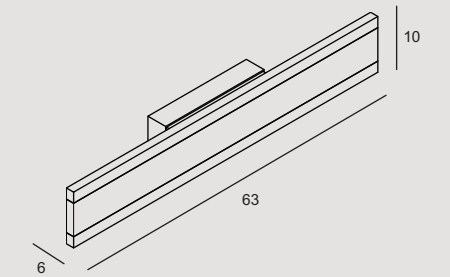
RAIL A28

LED 14 Watt
LM: SOURCE 1803 (REAL 1262)
CCT 3000 / 4000 K
IP20
L 28 P 6 H 10 cm



RAIL A40

LED 22 Watt
LM: SOURCE 2820 (REAL 1974)
CCT 3000 / 4000 K
IP20
L 41 P 6 H 10 cm



RAIL A63

LED 34 Watt
LM: SOURCE 4335 (REAL 3035)
CCT 3000 / 4000 K
IP20
L 63 P 6 H 10 cm

J JEWELS RANGE

FINITURE DISPONIBILI | Finishes available

WH	SG	DG	NE	RU	TO	MA
						
Bianco White	Grigio Perla Silver grey	Antracite Dark grey	Nero Black	Ruggine Rust	Tortora Turtledove	Magenta Magenta
GF	SF	RF	MG	BN	MC	VB
						
Foglia oro Gold foil	Foglia Argento Silver foil	Foglia Rame Copper foil	Oro opaco Matt gold	Oro rosato Pink Gold	Rame opaco Matt copper	Verde bosco Forest green





ruler







ruler


LAMPADA DA PARETE

Wall lamp | Applique | Wandleuchte

 Lampada da parete monoemissione in metallo con diffusore in metacrilato bianco e LED integrato.

 Single emission wall lamp in metal with diffuser in white methacrylate and integrated LED.

 Applique mono-émission en métal avec diffuseur en méthacrylate blanc et LED intégrée.

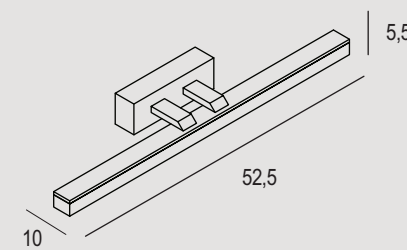
 Wandleuchte mit Einzelemission aus Metall. Diffusor aus weißem Methacrylat mit integrierter LED-Lampe.



K- SWITCH
3000K - 4000K

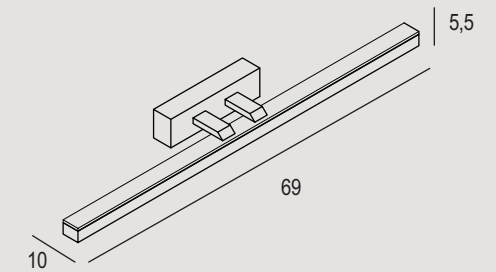


MONOEMISSIONE
single emission



RULER A52

LED 18 Watt
LM: SOURCE 1980 (RAIL 1480)
CCT 3000 / 4000 K
IP20
L 52,5 P 10 H 5,5 cm



RULER A69

LED 24 Watt
LM: SOURCE 2640 (RAIL 1990)
CCT 3000 / 4000 K
IP20
L 69 P 10 H 5,5 cm

J JEWELS RANGE


FINITURE DISPONIBILI | Finishes available

WH	SG	DG	NE	RU	TO	MA	CR
							
Bianco White	Grigio Perla Silver grey	Antracite Dark grey	Nero Black	Ruggine Rust	Tortora Turtledove	Magenta Magenta	Cromo Chrome
GF	SF	RF	MG	BN	MC	VB	
							
Foglia oro Gold foil	Foglia Argento Silver foil	Foglia Rame Copper foil	Oro opaco Matt gold	Oro rosato Pink Gold	Rame opaco Matt copper	Verde bosco Forest green	





reflex



reflex

LAMPADA DA PARETE

Wall lamp | Applique | Wandleuchte



Lampada da parete con LED integrato luce indiretta.
Montatura in metallo verniciato. Diffusore in metacrilato bianco.



Applique avec lumière indirecte, LED intégrée. Structure en métal peint
Diffuseur en méthacrylate blanc.



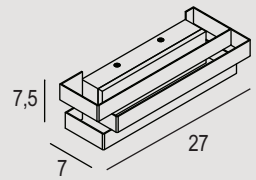
Wall lamp with integrated LED, indirect light. Frame in painted metal.
Diffuser in white methacrylate.



Wandleuchte mit integrierter LED-Lampe indirektes Licht-lackierter
Metallrahmen. Diffusor aus weißem Methacrylat.

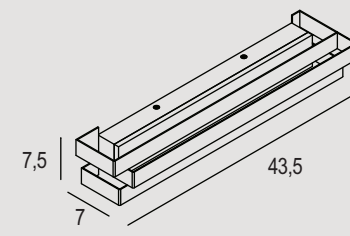


K- SWITCH
3000K - 4000K



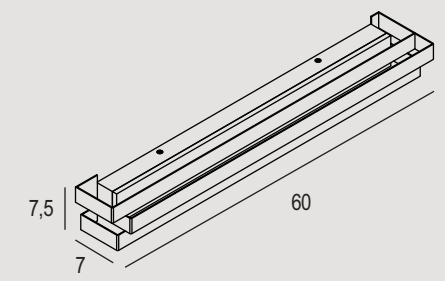
REFLEX A27

LED 12 Watt
LM: SOURCE 1586 (REAL 1098)
CCT 3000 / 4000 K
IP20
L 27 P 7 H 7,5 cm



REFLEX A44

LED 18 Watt
LM: SOURCE 2024 (REAL 1417)
CCT 3000 / 4000 K
IP20
L 43,5 P 7 H 7,5 cm



REFLEX A60

LED 24 Watt
LM: SOURCE 2919 (REAL 2043)
CCT 3000 / 4000 K
IP20
L 60 P 7 H 7,5 cm

J

JEWELS RANGE

FINITURE DISPONIBILI | Finishes available



Possono essere decorate solo le fasce esterne.

WH	SG	DG	NE	RU	TO	MA
Bianco White	Grigio Perla Silver grey	Antracite Dark grey	Nero Black	Ruggine Rust	Tortora Turtledove	Magenta Magenta
GF	SF	RF	MG	BN	MC	VB
Foglia oro Gold foil	Foglia Argento Silver foil	Foglia Rame Copper foil	Oro opaco Matt gold	Oro rosato Pink Gold	Rame opaco Matt copper	Verde bosco Forest green





elegance

by Gianluca Albertin 2016








elegance

LAMPADA DA PARETE

Wall lamp | Applique | Wandleuchte

 Lampada da parete monoemissione in metallo cromato o bianco, diffusore in metacrilato bianco e LED integrato.

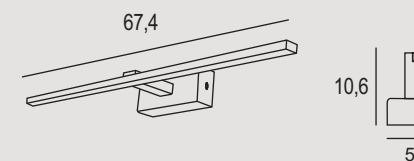
 Applique monoémission en métal chromé ou blanc, diffuseur en méthacrylate blanc et LED intégrée.

 Unidirectional wall lamp in chromed or white metal, diffuser in white methacrylate and integrated LED.

 Wandleuchte mit Einzelemission, aus verchromtem oder weißem Metall, Diffusor aus weißem Methacrylat und integrierter LED-Lampe.

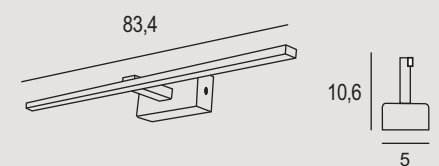


MONOEMISSIONE
single emission



ELEGANCE A67

LED 16 Watt
LM: SOURCE 2350 (REAL 1420)
CCT 3000K (4000K su richiesta / on request)
IP20
L 67,4 P 10,6 H 5



ELEGANCE A84

LED 20 Watt
LM: SOURCE 2808 (REAL 1784)
CCT 3000K (4000K su richiesta / on request)
IP20
L 83,4 P 10,6 H 5

FINITURE DISPONIBILI | Finishes available

WH

CR



Bianco
White

Cromo
Chrome





venere



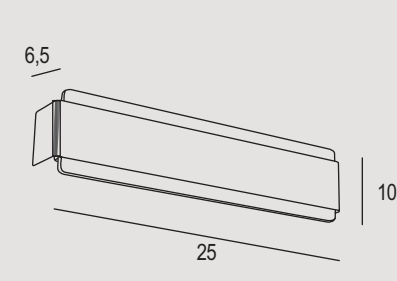
venere

LAMPADA DA PARETE
Wall lamp | Applique | Wandleuchte

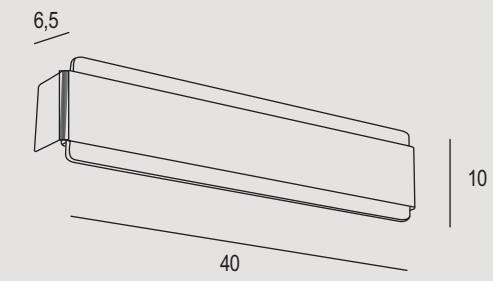
-  Lampada da parete biemissione con LED integrato, montatura in metallo verniciato e diffusore in metacrilato bianco.
-  Bi-emission wall lamp with integrated LED, painted metal frame and white methacrylate diffuser.
-  Applique bi-émission avec LED intégrée, structure en métal peint et diffuseur en méthacrylate blanc.
-  Doppelausstrahlungswandleuchte mit integrierter LED-Lampe, lackierter Metallrahmen und Diffusor aus weißem Methacrylat.



BIEMISSIONE
double emission



VENERE A25
LED 12 Watt
LM: SOURCE 1210 (REAL 842)
CCT 3000K
IP20
L 25 P 6,5 H 10 cm




VENERE A40
LED 20 Watt
LM: SOURCE 2010 (REAL 1522)
CCT 3000K
IP20
L 40 P 6,5 H 10 cm

J JEWELS RANGE

FINITURE DISPONIBILI | Finishes available

WH  Bianco White	SG  Grigio Perla Silver grey	DG  Antracite Dark grey	NE  Nero Black	RU  Ruggine Rust	TO  Tortora Turtledove	MA  Magenta Magenta
GF  Foglia oro Gold foil	SF  Foglia Argento Silver foil	RF  Foglia Rame Copper foil	MG  Oro opaco Matt gold	BN  Oro rosato Pink Gold	MC  Rame opaco Matt copper	VB  Verde bosco Forest green






step





step


LAMPADA DA PARETE

Wall lamp | Applique | Wandleuchte

 Lampada da parete monoemissione LED integrato, montatura in metallo e diffusore in metacrilato bianco satinato.

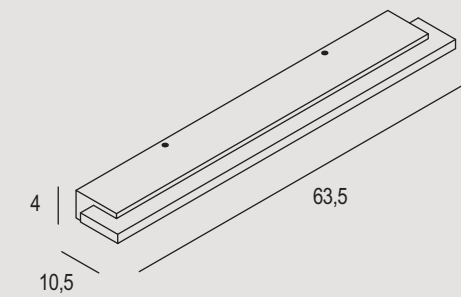
 Single-emission wall lamp with integrated LED, metal frame and diffuser in white-satin methacrylate.

 Applique mono-émission à LED intégrée, structure en métal et diffuseur en méthacrylate blanc satiné.

 Einzelausstrahlungswandleuchte mit integrierter Led- Lampe, Metallrahmen und Diffusor aus weiß-satiniertem Methacrylat.



MONOEMISSIONE
single emission



STEP A63

LED 20 Watt
LM: SOURCE 2683 (REAL 2080)
CCT 3000K
IP20
L 63,5 P 10,5 H 4 cm

FINITURE DISPONIBILI | *Finishes available*

WH


CR



Bianco
White

Cromo
Chrome





derby





derby

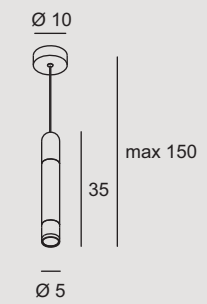
SOSPENSIONE

Suspension | Suspension | Hängeleuchte

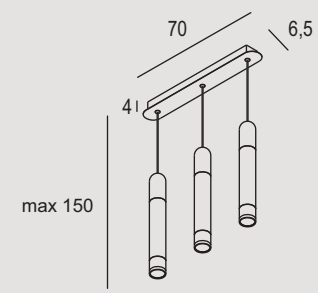
-  Sospensione cilindrica biemissione, LED integrato, montatura in metallo verniciato, diffusore in metacrilato bianco satinato.
-  Suspension cylindrique bi-émission, LED intégrée, structure en métal peint, diffuseur en méthacrylate blanc satin.
-  Cylindrical bi-emission suspension, integrated LED, frame in painted metal, diffuser in satin white methacrylate.
-  Zylindrische Bi-Emission-Aufhängung, integrierte LED-Lampe, Struktur aus lackiertem Metall, Diffusor aus satiniertem weißem Methacrylat.



BIEMISSIONE
double emission



DERBY S1
LED 1x5+5 Watt
LM: SOURCE 1053 (REAL 871)
CCT 3000K
IP20
ø 5/10 H MAX 150 cm



DERBY S3
LED 3x5+5 Watt
LM: SOURCE 3159 (REAL 2050)
CCT 3000K
IP20
L 70 P 6,5 H MAX 150 cm

J JEWELS RANGE

FINITURE DISPONIBILI | Finishes available

WH  Bianco White	SG  Grigio Perla Silver grey	DG  Antracite Dark grey	NE  Nero Black	RU  Ruggine Rust	TO  Tortora Turtledove	MA  Magenta Magenta
GF  Foglia oro Gold foil	SF  Foglia Argento Silver foil	RF  Foglia Rame Copper foil	MG  Oro opaco Matt gold	BN  Oro rosato Pink Gold	MC  Rame opaco Matt copper	VB  Verde bosco Forest green





prysma

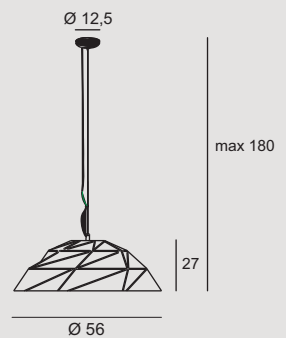


prysma

SOSPENSIONE

Suspension | Suspension | Hängeleuchte

-  Sospensione a cupola con disegno prismatico in metallo verniciato con tagli di luce, 3xE27.
-  Suspension au design prismatique en métal peint avec des coupes, 3xE27.
-  Suspension with prismatic design in painted metal with cuts, 3xE27.
-  Pendelleuchte mit prismatischem Design aus lackiertem Metall mit Lichteinschnitten, 3xE27.




PRYSMA S 56
 Sospensione mezza sfera. / Half-sphere pendant light.
 3xE27 max 26 Watt
 IP20
 ø 56 P 27 H MAX 180 cm


*DECORAZIONE SOLO INTERNA O SOLO ESTERNA | Decoration only inside or only outside

J JEWELS RANGE


FINITURE DISPONIBILI | Finishes available

WH  Bianco White	SG  Grigio Perla Silver grey	DG  Antracite Dark grey	NE  Nero Black	RU  Ruggine Rust	TO  Tortora Turtledove	MA  Magenta Magenta
GF  Foglia oro Gold foil	SF  Foglia Argento Silver foil	RF  Foglia Rame Copper foil	MG  Oro opaco Matt gold	BN  Oro rosato Pink Gold	MC  Rame opaco Matt copper	VB  Verde bosco Forest green






atene





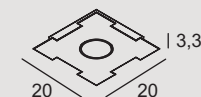


atene

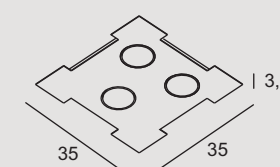
PLAFONIERA

Ceiling lamp | Plafonnier | Deckenleuchte

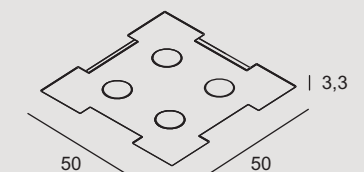
- Plafoniera quadrata o rettangolare, montatura in metallo verniciato, lampadine GX53 non incluse.
- Plafonnier carré ou rectangulaire, structure en métal peint, ampoules GX53 non incluses.
- Square or rectangular ceiling lamp, painted metal frame, GX53 bulbs not included.
- Viereckige oder rechteckige Deckenleuchte mit lackiertem Metallrahmen, GX53-Lampen nicht enthalten.



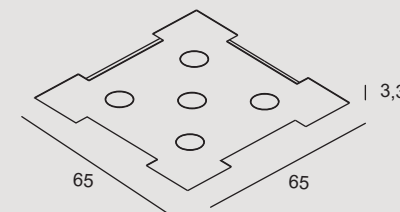
ATENE Q 20 - Quadrata / Squared
1xGX53 max 9 Watt
IP20
L 20 P 3,3 H 20 cm



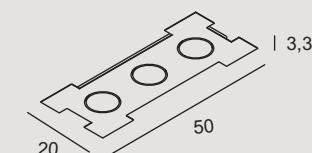
ATENE Q 35 - Quadrata / Squared
3xGX53 max 3x9 Watt
IP20
L 35 P 3,3 H 35 cm



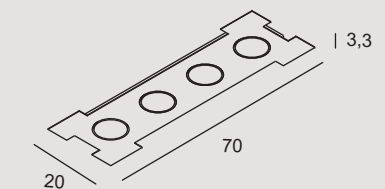
ATENE Q 50 - Quadrata / Squared
4xGX53 max 4x9 Watt
IP20
L 50 P 3,3 H 50 cm



ATENE Q 65 - Quadrata / Squared
5xGX53 max 5x9 Watt
IP20
L 65 P 3,3 H 65 cm



ATENE R 50 - Rettangolare / Rectangular
3xGX53 max 3x9 Watt
IP20
L 50 P 3,3 H 20 cm



ATENE R 70 - Rettangolare / Rectangular
4xGX53 max 4x9 Watt
IP20
L 70 P 3,3 H 20 cm

J JEWELS RANGE


FINITURE DISPONIBILI | Finishes available

WH	SG	DG	NE	RU	TO	MA
Bianco White	Grigio Perla Silver grey	Antracite Dark grey	Nero Black	Ruggine Rust	Tortora Turtledove	Magenta Magenta
GF	SF	RF	MG	BN	MC	VB
Foglia oro Gold foil	Foglia Argento Silver foil	Foglia Rame Copper foil	Oro opaco Matt gold	Oro rosato Pink Gold	Rame opaco Matt copper	Verde bosco Forest green






flat





flat


LAMPADA DA PARETE / SEGNAPASSO

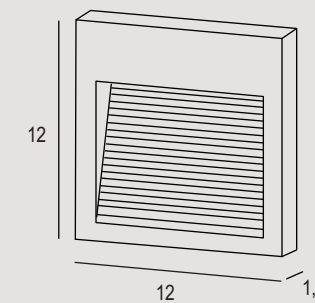
Indoor wall step light | Applique d'éclairage d'orientation intérieur | Orientierungslichter für Innenräume

 Lampada da parete segnapasso da interno. Led integrato. Montatura metallo verniciato.

 Indoor wall step light. Integrated led. Painted metal frame.

 Applique d'éclairage d'orientation intérieur. LED intégrée. Structure en metal peint.

 Orientierungslichter für Innenräume. Integrierte LED Lampe. Lackierten Metallrahmen.



FLAT Q12


LED 6 Watt
LM: SOURCE 547 (REAL 290)
CCT 3000K
IP 20
L 12 P 1,8 H 12 cm

J JEWELS RANGE

FINITURE DISPONIBILI | Finishes available

WH	SG	DG	NE	RU	TO	MA
						
Bianco White	Grigio Perla Silver grey	Antracite Dark grey	Nero Black	Ruggine Rust	Tortora Turtledove	Magenta Magenta
GF	SF	RF	MG	BN	MC	VB
						
Foglia oro Gold foil	Foglia Argento Silver foil	Foglia Rame Copper foil	Oro opaco Matt gold	Oro rosa Pink Gold	Rame opaco Matt copper	Verde bosco Forest green






slot





slot


LAMPADA DA PARETE

Wall lamp | Applique | Wandleuchte

 Lampada da parete monoemissione LED integrato, montatura in metallo verniciato bianco e diffusore in metacrilato bianco satinato.

 Applique mono-émission à LED intégrée, structure en métal peint en blanc et diffuseur en méthacrylate blanc satiné.

 Single-emission wall lamp with integrated LED, white painted metal frame and diffuser in white-satin methacrylate.

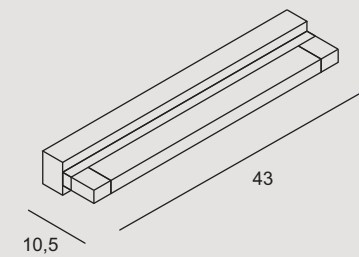
 Einzelaustrahlungswandleuchte mit integrierter Led- Lampe, weiß-lackierter Metallrahmen und Diffusor aus weiß-satiniertem Methacrylat.



MONOEMISSIONE
single emission

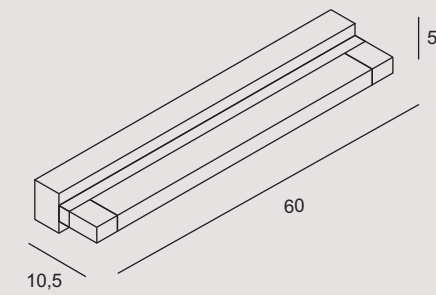


K- SWITCH
3000K - 4000K



SLOT A43WH

LED 12 Watt
LM: SOURCE 1286 (REAL 840)
CCT 3000/4000K
IP 20
L 43 P 10,5 H 5 cm



SLOT A60WH

LED 18 Watt
LM: SOURCE 1929 (REAL 1278)
CCT 3000/4000K
IP 20
L 60 P 10,5 H 5 cm

FINITURE DISPONIBILI | *Finishes available*

WH



Bianco
White








perla


PLAFONIERA | LAMPADA DA PARETE

Ceiling lamp | Plafonnier | Deckenleuchte | Wall lamp | Applique | Wandleuchte

 Plafoniera/Lampada da parete, montatura in metallo, diffusore composto da doppio vetro extra chiaro satinato, vetro superiore con gocce di cristallo e vetro inferiore con bordo trasparente.

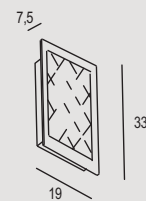
 Ceiling lamp /Wall lamp, metal frame, diffuser with double extra clear satin glass, upper glass with crystal drops and lower glass with transparent edge.

 Plafonnier /Applique, structure en métal, diffuseur avec double verre extra clair satiné, verre supérieur avec gouttes de cristal et inférieur avec bord transparent.

 Deckenleuchte /Wandleuchte, der Metallrahmen besteht aus einem extra-klaren satinierten Glas, Oberglas mit Kristalltropfen und Unterglas mit transparentem Rand.



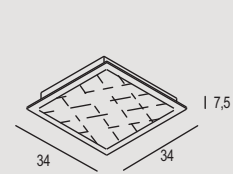
 x E27



PERLA W67/1

Rettangolare / Rectangular
1xE27 max 26 Watt
IP20
L 19 P 7,5 H 33 cm

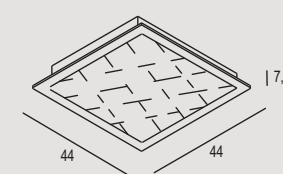
  x E27



PERLA C67/2

Quadrata / Squared
2xE27 max 26 Watt
IP20
L 34 P 7,5 H 34 cm

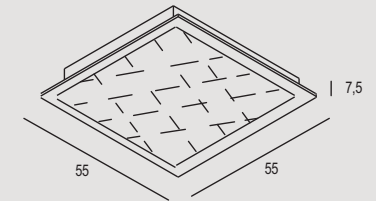
   x E27



PERLA C67/3

Quadrata / Squared
3xE27 max 26 Watt
IP20
L 44 P 7,5 H 44 cm

    x E27



PERLA C67/4

Quadrata / Squared
4xE27 max 26 Watt
IP20
L 55 P 7,5 H 55 cm





wings

INdoor

OUTdoor IP54


wings





wings


LAMPADA DA PARETE

Wall lamp | Applique | Wandleuchte

 Lampada da parete per esterno/interno in alluminio.
Doppio fascio di luce regolabile manualmente

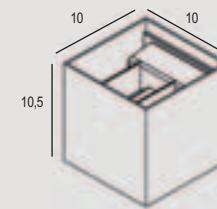
 Applique pour extérieur/intérieur en aluminium.
Double faisceau de lumière réglable manuellement.

 Wall lamp for outdoor/indoor in aluminium.
Double beam of light adjustable by hands.

 Wandleuchte für außen/innen aus aluminium.
Doppelter Lichtkegel manuell einstellbar.



BIEMISSIONE
double emission



WINGS A10

LED 12 Watt (6+6)
LM: SOURCE 1200 (REAL 790)
CCT 3000K (4000K su richiesta / on request)
IP54
L 10 P 10,5 H 10 cm

* COLORE WH-DG-RU
PRODOTTO IDONEO PER INTERNO ED ESTERNO
WH-DG-RU Suitable for indoor and outdoor

* WH DG RU



Bianco
White



Antracite
Dark grey




Ruggine
Rust

JEWELS RANGE

JEWELSRANGE
FINITURE DISPONIBILI | Finishes available



Grigio Perla
Silver grey



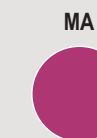
Nero
Black




Tortora
Turtledove



Rame opaco
Matt copper




Magenta
Magenta



Foglia oro
Gold foil




Foglia Argento
Silver foil



Foglia Rame
Copper foil



Oro opaco
Matt gold



Oro rosato
Pink Gold



Verde bosco
Forest green

FINITURE SOLO PER INSTALLAZIONE INTERNA DEL PRODOTTO
Finishes for **INDOOR** installation of the product only








corner

INdoor

OUTdoor IP65

corner



INdoor

OUTdoor IP65

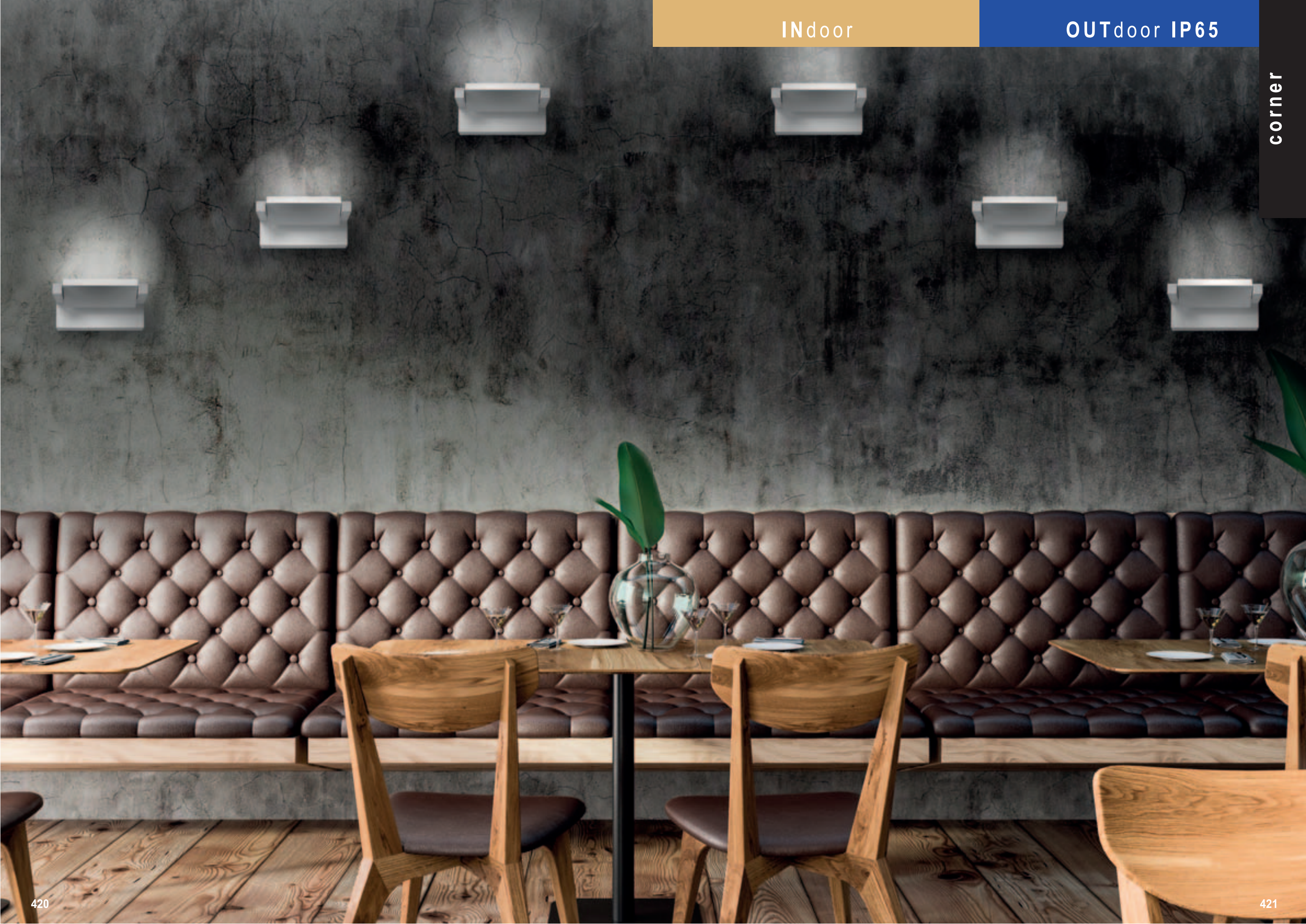
corner



INdoor

OUTdoor IP65


corner





corner


LAMPADA DA PARETE

Wall lamp | Applique | Wandleuchte

 Lampada da parete orientabile per interno/esterno con LED integrato, montatura in alluminio pressofuso verniciato, diffusore in vetro extra chiaro trasparente.

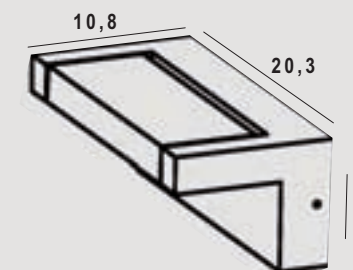
 Adjustable Indoor/Outdoor wall lamp with integrated LED, painted die-cast aluminum frame with diffuser in extra clear transparent glass.

 Applique réglable d'intérieur/extérieur, LED intégrée, structure peinte en aluminium moulé sous pression, diffuseur en verre transparent.

 Verstellbare außenwandleuchte/überdacht mit Rahmen lackierten aus Aluminiumpressguss, mit integrierter LED-Lampe, Diffusor aus extra-klaarem transparent Glas.



ORIENTABILE 180°
adjustable 180°



CORNER A20

LED 18 Watt

LM: SOURCE 3120 (REAL 2100)

CCT 3000K


IP65

L 20,3 P 10,8 H 8 cm

FINITURE DISPONIBILI | Finishes available

WH

NE

Bianco
WhiteNero
Black



zero

INdoor

OUTdoor IP65


zero





zero


LAMPADA DA PARETE

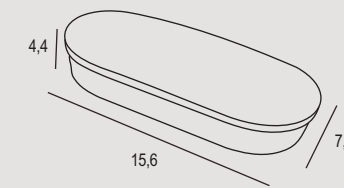
Wall lamp | Applique | Wandleuchte

 Lampada da parete per esterno ed interno
montatura in PVC, diffusore in metacrilato.

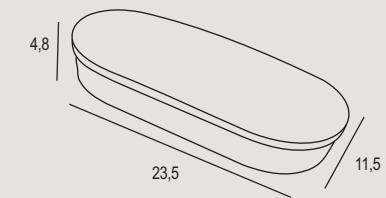
 Wall lamp for outdoor and indoor, PVC frame,
methacrylate diffuser.

 Applique pour extérieur et intérieur, cadre en PVC,
diffuseur en methacrylate.

 Wandleuchte für den Außen- und Innenbereich,
PVC-Rahmen, Methacrylat-Diffusor.

**ZERO PL12**

LED 12 Watt
LM: SOURCE 1200 (REAL 920)
CCT 3000K
IP65
L 15,6 P 4,4 H 7,5 cm

**ZERO PL20**

LED 20 Watt
LM: SOURCE 2000 (REAL 1510)
CCT 3000K
IP65
L 23,5 P 4,8 H 11,5 cm

FINITURE DISPONIBILI | *Finishes available*

WH

Bianco
White



pathio

Exclusive Light

pathio

LAMPADA DA PARETE
Wall lamp | Applique | Wandleuchte



Lampada da parete per esterno, montatura in alluminio pressofuso, diffusore in vetro extra chiaro satinato.



Outdoor wall lamp, die-cast aluminum frame with diffuser in extra clear satin glass.



Applique d'extérieur, structure en aluminium moulé sous pression, diffuseur en verre satiné extra clair.




Außenwandleuchte mit rahmen aus aluminiumpressguss, diffusor aus extra-klarem satiniertem glas.



BIEMISSIONE
double emission




MONOEMISSIONE
single emission



PATHIO


1 x E27 max 26 Watt
IP54
L 26 P 10,6 H 8 cm



Accessorio in metallo verniciato nella tinta del prodotto incluso (per trasformazione in monoemissione).

Special Frame painted in the same color as the product included (for unidirectional light).

FINITURE DISPONIBILI | *Finishes available*




Bianco
White

Grigio Perla
Silver grey

Antracite
Dark grey

Ruggine
Rust





kubik

Exclusive Light

kubik

PLAFONIERA

Ceiling lamp | Plafonnier | Deckenleuchte



Plafoniera da esterno, montatura in alluminio pressofuso, diffusore in vetro trasparente.



Outdoor ceiling lamp, die-cast aluminum frame, diffuser in transparent glass.



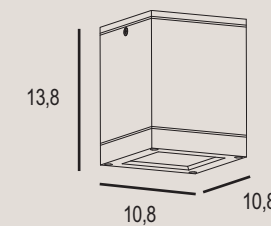
Plafonnier d'extérieur, structure en aluminium moulé sous pression, diffuseur en verre transparent.



Außendeckenleuchte mit rahmen aus aluminiumpressguss, diffusor aus transparentem glas.



MONOEMISSIONE
single emission



KUBIK

1xE27 max 26 Watt
IP54
L 10,8 P 10,8 H 13,8 cm

FINITURE DISPONIBILI | Finishes available

WH



Bianco
White

SG



Grigio Perla
Silver grey

DG



Antracite
Dark grey



bach

LAMPADA DA PARETE

Wall lamp | Applique | Wandleuchte



Lampada da parete per esterno, montatura in alluminio pressofuso, diffusore in vetro extra chiaro satinato.



Applique d'extérieur, structure en aluminium moulé sous pression, diffuseur en verre satiné extra clair.



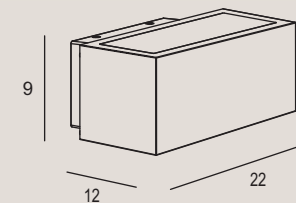


Outdoor ceiling lamp, die-cast aluminum frame with diffuser in extra clear satin glass.



Außenwandleuchte mit rahmen aus aluminiumpressguss, diffusor aus extra-klarem satiniertem glas.



BIEMISSIONE
double emission




BACH 7302

1xE27 max 26 Watt - IP54
L 22 P 12 H 9 cm

LUCE BIDIREZIONALE
BIDIRECTIONAL LIGHT

FINITURE DISPONIBILI | *Finishes available*




bach


Exclusive Light

aster/a


LAMPADA DA PARETE

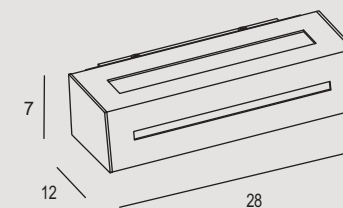
Wall lamp | Applique | Wandleuchte

 Lampada da parete per esterno, montatura in alluminio pressofuso, diffusore in vetro extra chiaro satinato.

 Applique d'extérieur, structure en aluminium moulé sous pression, diffuseur en verre satiné extra clair.

 Outdoor ceiling lamp, die-cast aluminum frame with diffuser in extra clear satin glass.

 Außenwandleuchte mit rahmen aus aluminiumpressguss, diffusor aus extra-klarem satiniertem glas.

**ASTER 7271A**

1xE27 max 26 Watt - IP54
L 28 P 12 H 7 cm

LUCE BIDIREZIONALE + FRONTALE
BIDIRECTIONAL+ FRONTLIGHT

FINITURE DISPONIBILI | *Finishes available*

SG



Grigio Perla
Silver grey

DG



Antracite
Dark grey




aster/a

aster/b


LAMPADA DA PARETE

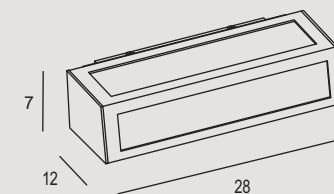
Wall lamp | Applique | Wandleuchte

 Lampada da parete per esterno, montatura in alluminio pressofuso, diffusore in vetro extra chiaro satinato.


 Applique d'extérieur, structure en aluminium moulé sous pression, diffuseur en verre satiné extra clair.

 Outdoor ceiling lamp, die-cast aluminum frame with diffuser in extra clear satin glass.

 Außenwandleuchte mit rahmen aus aluminiumpressguss, diffusor aus extra-klarem satiniertem glas.



FINITURE DISPONIBILI | Finishes available



ASTER 7271B

1xE27 max 26 Watt - IP54
L 28 P 12 H 7 cm

LUCE BIDIREZIONALE + FRONTALE
BIDIRECTIONAL+ FRONT LIGHT



aster/b

Exclusive Light

lente

LAMPADA DA PARETE

Wall lamp | Applique | Wandleuchte



Lampada da parete per esterno, montatura in alluminio pressofuso, diffusore in vetro extra chiaro satinato.



Outdoor wall lamp, die-cast aluminum frame with diffuser in extra clear satin glass.



Applique d'extérieur, structure en aluminium moulé sous pression, diffuseur en verre satiné extra clair.




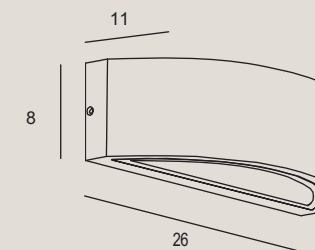

Außenwandleuchte mit rahmen aus aluminiumpressguss, Diffusor aus extra-klaarem satiniertem glas.



BIEMISSIONE
double emission



MONOEMISSIONE
single emission



Accessorio incluso per trasformazione a monoemissione
Specialframe for unidirectional light included

FINITURE DISPONIBILI | Finishes available

WH

Bianco
White

SG

Grigio Perla
Silver grey

DG

Antracite
Dark grey

RU

Ruggine
Rust

lente





frost


frost


PALETTO DA ESTERNO

Bollard light | Borne | Stehleuchten

 Paletto da esterno in alluminio.
Diffusore in metacrilato satinato.

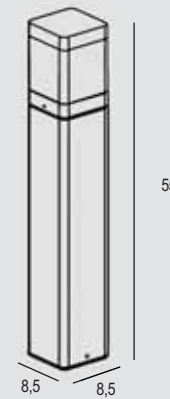
 Borne lumineuse en aluminium.
Diffuseur en methacrylate satiné.

 Bollard light in aluminun.
Satin methacrylate diffuser.

 Außenstehleuchte aus Aluminium.
Diffusor aus satinierten Methacrylat.




EMISSIONE 360°
emission 360°



FROST 55
1xE27 max 15 Watt
IP65
L 8,5 P 8,5 H 55 cm

FINITURE DISPONIBILI | *Finishes available*







huk

huk

PALETTO DA ESTERNO

Bollard light | Borne | Stehleuchten

 Paletto da esterno in alluminio. LED integrato.
Diffusore in vetro trasparente.


 Borne lumineuse en aluminium. LED intégrée.
Diffuseur en verre transparent.

 Bollard light in aluminium. Integrated LED.
Transparent glass diffuser.

 Außenstehleuchte aus Aluminium. Integrierter LED-Lampe.
Diffusor aus transparentem Glas.



MONOEMISSIONE
single emission



HUK 70

LED 10,5 Watt
LM: SOURCE 1170 (REAL 780)
CCT 3000K
IP65
L 10 P 13,5 H 70 cm

FINITURE DISPONIBILI | *Finishes available*





cyll


OUTdoor IP65


cyll





cyll

PALETTO DA ESTERNO
Bollard light | Borne | Stehleuchten

 Paletto da esterno in alluminio.
Diffusore in metacrilato trasparente.

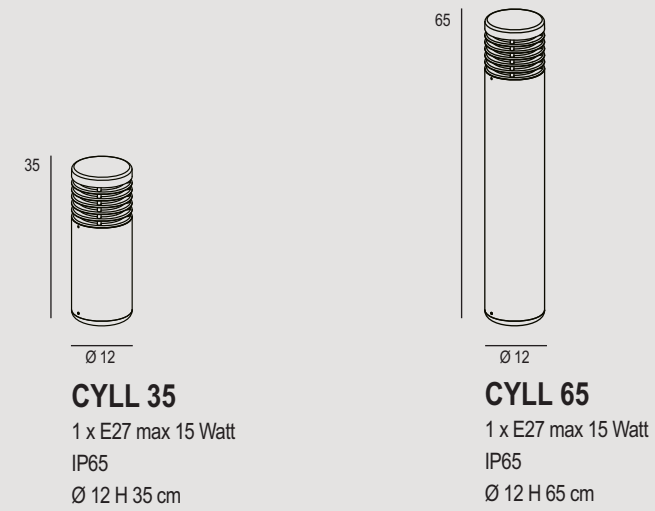
 Bollard light in aluminun.
Transparent methacrylate diffuser.

 Borne lumineuse en aluminium.
Diffuseur en methacrylate transparent.

 Außenstehleuchte aus Aluminium.
Diffusor aus transparentem Methacrylat.



EMISSIONE 360°
emission 360°




FINITURE DISPONIBILI | *Finishes available*





chiodo


INCASSO

Recessed | Encastré | Boden

 Chiodo incasso esterno a pavimento diffusore vetro trasparente con piastra in acciaio AISI 316 calpestabile.

 External recessed floor lamp, diffuser with transparent glass and walkable AISI 316 steel plate.

 Plancher encastré extérieur, diffuseur en verre transparent avec plaque en acier AISI 316 accessible à pied.

 Im Boden eingebaute Außenleuchte, Diffusor mit transparentem Glas und begehbarer Stahlplatte AISI 316.



NON CARRABILE
not vehicular




CALPESTABILE
walkable





ACCIAIO INOX
Stainless steel




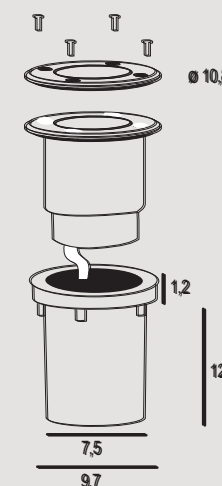
 L'acciaio inox AISI 316 è un acciaio inossidabile austenitico, amagnetico. Questo acciaio inossidabile presenta resistenza alla corrosione superando quella dei tipi 304, nei riguardi della violazione provocata da ioni di cloro e della corrosione sotto tensione. La resistenza alla corrosione risulta ottima in atmosfera e in una grande varietà di sali, acidi organici e sostanze alimentari, discreta invece nei confronti delle soluzioni deboli di acidi riducenti e verso gli alogenuri e l'acqua marina. La resistenza all'ossidazione è a servizio continuo fino a 925°C e fino a 870°C in condizioni di servizio intermittente.



 AISI 316 stainless steel is an austenitic, non-magnetic stainless steel. This stainless steel has corrosion resistance exceeding the one of the types 304, with regard to the violation caused by chloride ions and corrosion under tension. The corrosion resistance is excellent in the atmosphere as well as in a large variety of salts, organic acids and food substances, rather discreet against weak solutions of reducing acids and towards halides and sea water. The oxidation resistance is in continuous service up to 925 ° C and up to 870 ° C in intermittent service conditions.

 L'acier inoxydable AISI 316 est un acier inoxydable austénitique et non magnétique. Cet acier inoxydable présente une résistance à la corrosion supérieure à celle des types 304, vis-à-vis de la violation provoquée par les ions chlore et la corrosion sous tension. La résistance à la corrosion est excellente dans l'atmosphère et dans une grande variété de sels, d'acides organiques et de substances alimentaires, assez discrète contre les solutions faibles d'acides réducteurs et envers les halogénures et l'eau de mer. La résistance à l'oxydation est en service continu jusqu'à 925 ° C et jusqu'à 870 ° C en service intermittent.

 Edelstahl AISI 316 ist ein austenitischer, nicht magnetischer Edelstahl. Dieser rostfreie Stahl weist eine Korrosionsbeständigkeit auf, die die der Typen 304 in Bezug auf die durch Chlorionen und Korrosion unter Spannung verursachte Verletzung übertrifft. Die Korrosionsbeständigkeit ist in der Atmosphäre und in einer Vielzahl von Salzen, organischen Säuren und Lebensmittelsubstanzen ausgezeichnet, eher diskret gegenüber schwachen Lösungen von reduzierenden Säuren und gegenüber Halogeniden und Meerwasser. Die Oxidationsbeständigkeit ist im Dauerbetrieb bis zu 925 ° C und bis zu 870 ° C unter intermittierenden Betriebsbedingungen.



Misure foro per incasso :
ø 7,5 cm h 13,4 Ce (di cui 1 cm fuori terra)
+ piastra in acciaio AISI 316

Hole's measurements for recess:
ø 7,5 cm h 13,4 Ce (with 1 cm out of the ground)
+ plate AISI 316 stainless steel

CHIDO 9201/ST

1 x GU10 max 11 Watt
IP67
Ø 10,8 H 12 cm



chiodo

EXCLUSIVE LIGHT ICONE TECNICHE

EXCLUSIVE LIGHT Technical icons | EXCLUSIVE LIGHT Icônes techniques
EXCLUSIVE LIGHT Technische Symbole



Attesta la conformità dell'apparecchio secondo la direttiva CEE.
Compliance certificate according to EEC guidelines.
Il certifie la conformité de l'appareil selon la directive CEE.
Es bescheinigt die Konformität des Gerätes gemäß der EWG-Richtlinie.



Tecnico qualificato (Elettricista).
Qualified electrical installer.
Installateur électricien qualifié.
Qualifizierter Elektroinstallateur.



Classe I Sicurezza elettrica garantita dall'isolamento principale e da un conduttore di protezione (messa a terra) collegato alla struttura metallica della lampada. Messa a terra obbligatoria.
Class I Electrical safety guaranteed by main insulation and additional protective conductor (earthing system) connected to the metal lamp frame. Earthing is mandatory.
Classe I : l'appareil possède une isolation principale et une isolation supplémentaire (borne de terre). Ces équipements possèdent une prise de terre sur laquelle sont connectées les parties métalliques.
Klasse I Elektrische Sicherheit durch die Hauptisolierung und einen Schutzleiter (geerdet), der an die Metallstruktur der Lampe angeschlossen ist. Obligatorische Erdung



Non carrabile.
Not vehicular.
Pas Carrossable.
Nicht für Fahrzeuge geeignet.



Classe II La Classe isolamento II contrassegna apparecchi con un isolamento di protezione supplementare. In condizioni di guasto, le parti metalliche non possono raggiungere tensioni non ammesse. Non è richiesta alcuna messa a terra.
Class II Insulation class II identifies devices with additional protective insulation. Under fault conditions, the metal parts cannot reach unacceptable voltages. No grounding is required.
Classe II La classe d'isolation II identifie les appareils avec une isolation de protection supplémentaire. Dans des conditions de défaut, les pièces métalliques ne peuvent pas atteindre des tensions inacceptables. Aucune mise à la terre n'est requise.
Klasse II Die Schutzklasse II kennzeichnet Geräte mit zusätzlicher Schutzisolierung. Im Fehlerfall können die Metallteile keine unzulässigen Spannungen erreichen. Es ist keine Erdung erforderlich.



Protezione ai corpi estranei medi e non protetto agli spruzzi d'acqua.
Protection from the entrance of medium solid objects and not protected from water fall.
Protégé contre les corps solides supérieurs à 12,5 mm. Aucune protection contre les intrusions d'eau.
Schutz gegen mittlere Fremdkörper und nicht gegen Spritzwasser geschützt.
water fall.



Apparecchio idoneo al montaggio diretto o incasso su superfici normalmente infiammabili.
Device suitable for direct installation or recess on flammable surfaces.
Luminaire adapté pour un montage direct ou encastré sur des surfaces normalement inflammables.
Leuchte geeignet für den Einbau auf normal brennbaren Oberflächen.



Protezione ai corpi estranei di consistenza granulare e agli spruzzi d'acqua a 360°.
Protection from foreign bodies with granular consistency and water splashes at 360°.
Protégé contre les corps solides supérieurs à 1 mm. Protégé contre les projections d'eau de toutes directions.
360° Schutz gegen körnige Fremdkörper und Wasserspritzer



L'apparecchiatura è protetta contro la polvere.
The device is protected from dust.
L'équipement est protégé contre la poussière.
Das Gerät ist gegen Staub geschützt.



Protezione alla polvere e agli spruzzi d'acqua a 360°.
Protection from dust and splashes of water at 360°.
Protégé contre les poussières 360°.
360° Schutz vor Staub und Spritzwasser.



Protezione agli spruzzi d'acqua a 360°.
Protection from splashes of water at 360°.
Protégé contre les projections d'eau de toutes directions 360°.
360° Spritzschutz.



Nessuna penetrazione di polvere - protezione contro i getti d'acqua.
No dust penetration - protection from water jets.
Totalelement protégé contre les poussières. Protégé contre les jets d'eau de toutes directions à la lance (buse de 6,3 mm, distance 2,5 m à 3 m, débit 12,5 l/min ±5 %) ;
Kein Eindringen von Staub - Schutz gegen Wasserstrahlen.



L'apparecchiatura è protetta contro i getti d'acqua.
The device is protected from water jets.
Protégé contre les projections d'eau.
Das Gerät ist gegen Wasserstrahlen geschützt.



Nessuna penetrazione di polvere - protezione contro i getti d'acqua.
No dust penetration - protection from water jets.
Totalelement protégé contre les poussières. Protégé contre les jets d'eau de toutes directions à la lance (buse de 6,3 mm, distance 2,5 m à 3 m, débit 12,5 l/min ±5 %) ;
Kein Eindringen von Staub - Schutz gegen Wasserstrahlen.



Sorgente luminosa sostituibile da tecnico qualificato.
Light source replaceable by a qualified technician.
Source lumineuse remplaçable par un technicien qualifié.
Lichtquelle durch einen qualifizierten Techniker austauschbar.



Classe energetica.
Energy efficiency class.
Performances énergétiques.
Energieeffizienzklasse.

EXCLUSIVE LIGHT ICONE TECNICHE

EXCLUSIVE LIGHT Technical icons | EXCLUSIVE LIGHT Icônes techniques
EXCLUSIVE LIGHT Technische Symbole



LED integrato.
LED device.
LED intégrée.
Integrierter LED.



Dimmerabile.
Dimmable.
Gradation.
Dimmbaren.



Compatibilità con lampade LED.
Compatibility with LED lights.
Compatibilité avec les lampoules LED.
Kompatibilität mit LED-Lampen.



Emissione 360°.
Emission 360°.
Émission 360°.
360° -Emission.



L'apparecchiatura compatibile con lampade alogene/incandescenza.
The device is compatible with halogen / incandescent lamps.
L'équipement est compatible avec les lampes halogènes / incandescentes.
Die Ausrüstung ist mit Halogen- / Glühlampen kompatibel.



Dimmerabile e dinamica.
Dimmable and dynamic.
Dynamique gradation.
Dimmbaren und dynamisch.



L'apparecchiatura è compatibile con lampade a fluorescenza (energy saving).
The device is compatible with fluorescent lamps (energy saving).
L'équipement est compatible avec les lampes fluorescentes (energy saving).
Das Gerät ist mit Leuchtstofflampen kompatibel (Energieeinsparung).



Pulsante a pedale - Funzione ON OFF e Dimmer
Pedal button - ON OFF Dimmer
Bouton pédale - ON OFF Dimmer
Pedaltaste ON OFF Dimmbar



Orientabile 360° / 90°.
360° / 90° adjustable.
360° / 90° réglable.
360° / 90° einstellbar.



Interruttore Touch - Funzione ON OFF e Dimmer
Touch switch - ON OFF Dimmer
Commutateur de marche / arrêt / réglage de la luminosité
Eigenschaften Ein/Aus-Schalter und Dimmbar



K-SWITCH
3000K / 6500K



Pulsante Touch - Funzione ON OFF e Dimmer
Touch switch - ON OFF Dimmer
Commutateur de marche / arrêt / réglage de la luminosité
Touch-Button Ein/Aus-Schalter und Dimmbar



Mono emissione.
Single emission.
Emission unique.
Einzelemission.



Dimmerazione TRIAC a taglio di fase
TRIAC phase cut dimming
Gradation TRIAC - commande fin de phase
TRIAC Phasenabschnitt Dimmung



Bi-emissione.
Bi-emission.
Bi-émission.
Doppelseitig.



Calpestabile.
Walkable.
Marchable
Begehbar.

INFORMAZIONI GENERALI

general information | informations générales
Allgemeine Informationen

Grado di protezione IP

Grado di protezione espresso da due cifre.
La prima si riferisce alla protezione contro l'ingresso di corpi solidi.
La seconda alla protezione contro l'ingresso di liquidi.

IP Protection Degree

Degree of protection expressed by two digits.
The first one stands to protection against the entry of solid bodies.
The second is the protection against the liquids.

1° cifra / 1st digit

IP0...	Non protetto. <i>Not protected.</i>
IP1...	Protetto contro l'ingresso di corpi solidi con Ø 50 mm. <i>Protected from the entrance of solid objects with Ø 50 mm.</i>
IP2...	Protetto contro l'ingresso di corpi solidi con Ø 12 mm. <i>Protected from the entrance of solid objects with Ø 12 mm.</i>
IP3...	Protetto contro l'ingresso di corpi solidi con Ø 2,5 mm. <i>Protected from the entrance of solid objects with Ø 2,5 mm.</i>
IP4...	Protetto contro l'ingresso di corpi solidi con Ø 1 mm. <i>Protected from the entrance of solid objects with Ø 1 mm.</i>
IP5...	Protetto contro l'ingresso di polvere. <i>Protected from dust infiltration.</i>
IP6...	Protetto totalmente contro l'ingresso di polvere. <i>Totally protected from dust infiltration.</i>

2° cifra / 2nd digit

IP..0	Non protetto. <i>Not protected.</i>
IP..1	Protetto contro la caduta verticale di gocce d'acqua. <i>Protected from vertical fall of water drops.</i>
IP..2	Protetto contro la caduta di acqua con inclinazione massima di 15°. <i>Protected from vertical water fall up to 15° declivity.</i>
IP..3	Protetto contro la pioggia. <i>Protected from rain.</i>
IP..4	Protetto contro spruzzi d'acqua. <i>Protected from splashing water</i>
IP..5	Protetto contro getti d'acqua. <i>Protected from water jets.</i>
IP..6	Protetto contro potenti getti d'acqua. <i>Protected from strong water jets</i>
IP..7	Protetto contro l'immersione temporanea. <i>Protected from temporary immersion.</i>
IP..8	Protetto contro l'immersione prolungata. <i>Protected from continuous immersion.</i>

Degré de protection IP

Degré de protection exprimé par deux chiffres.
Le premier concerne la protection contre la pénétration de corps solides. Le deuxième est la protection contre la pénétration de liquides.

IP-Schutzgrad

Der erste bezieht sich auf den Schutz gegen das Eindringen fester Körper/schmutz.
Der zweite ist der Schutz gegen das Eindringen von Flüssigkeiten.

Premier chiffre / 1st digit

IP0...	Pas de protection. <i>Nicht geschützt.</i>
IP1...	Protection contre des corps étrangers solides plus grands que 50 mm. <i>Geschützt gegen das Eindringen von Festkörpern mit Ø 50 mm.</i>
IP2...	Protection contre des corps étrangers solides plus grands que 12 mm. <i>Geschützt gegen das Eindringen von Festkörpern mit Ø 12 mm.</i>
IP3...	Protection contre des corps étrangers solides plus grands que 2,5 mm. <i>Geschützt gegen das Eindringen von Festkörpern mit Ø 2,5 mm.</i>
IP4...	Protection contre des corps étrangers solides plus grands que 1 mm. <i>Geschützt gegen das Eindringen von Festkörpern mit Ø 1 mm.</i>
IP5...	Protection contre les dépôts de poussière. <i>Geschützt gegen das Eindringen von Staub.</i>
IP6...	Protection contre la pénétration de la poussière (étanchéité). <i>Vollständig gegen das Eindringen von Staub geschützt.</i>

Deuxième chiffre / 2nd digit

IP..0	Pas de protection. <i>Nicht geschützt.</i>
IP..1	Protection contre la chute de gouttes d'eau, l'appareil étant dans sa position normale. <i>Geschützt gegen das vertikale Herabfallen von Wassertropfen.</i>
IP..2	Protection contre la chute de gouttes d'eau, l'appareil étant incliné de 15° par rapport à sa position normale. <i>Geschützt gegen fallendes Wasser mit einer maximalen Neigung von 15°.</i>
IP..3	Protection contre l'eau de pluie, du moment que celle-ci ne fait pas un angle supérieur à 60° avec la verticale. <i>Vor Regen geschützt.</i>
IP..4	Protection contre les éclaboussements et les projections d'eau. <i>Geschützt gegen Spritzwasser.</i>
IP..5	Protection contre les jets d'eau à la lance. <i>Geschützt gegen Wasserspritzer.</i>
IP..6	Protection contre les paquets d'eau ou les jets puissants. <i>Geschützt gegen starke Wasserspritzer.</i>
IP..7	Protection contre l'immersion pendant une durée déterminée l. <i>Geschützt gegen vorübergehendes Eintauchen.</i>
IP..8	Protection contre l'immersion permanente. <i>Geschützt gegen längeres Eintauchen.</i>

INDICE ALFABETICO

Alphabetical index
Index alphabétique
Alphabetischer Index

AGO	P. 70-75	LOLLYPOP + CONY	P. 58-61
ARCH	P. 210-217	LOLLYPOP	P. 40-57
ASTER A	P. 438-439	LOOP	P. 158-171
ASTER B	P. 440-441	MYR	P. 148-157
ATENE	P. 390-397	NOOD	P. 76-93
AURORA	P. 312-323	OBLIO	P. 254-261
BACH	P. 436-437	ONDA	P. 294-299
BAND	P. 306-311	PATHIO	P. 430-433
BUNNY	P. 300-305	PERLA	P. 406-407
CHIODO	P. 458-459	PIXART	P. 336-343
CLAP	P. 204-209	PIXEL	P. 262-275
CONY	P. 20-39	POCKET	P. 324-327
CORNER	P. 414-423	POP	P. 136-147
CYLL	P. 452-457	PRYSMA	P. 386-389
DERBY	P. 380-385	RAIL	P. 344-349
DIZZY	P. 62-69	REFLEX	P. 356-361
DOUP	P. 120-135	RULER	P. 350-355
ELEGANCE	P. 362-369	SLOT	P. 402-405
ELLA	P. 226-233	SPARTA	P. 328-335
FLAT	P. 398-401	SQUARE	P. 244-253
FLOWER	P. 94-101	STEP	P. 376-379
FRAME	P. 102-111	TOUR	P. 172-179
FRAMEPLUS	P. 112-119	TWIN	P. 280-289
FROST	P. 444-447	TWIST	P. 234-243
HALO'	P. 180-199	VENERE	P. 370-375
HANDLES	P. 200-203	WAY	P. 218-225
HUK	P. 448-451	WELL	P. 276-279
KUBIK	P. 434-435	WINGS	P. 408-413
LENTE	P. 442-443	ZERO	P. 424-429
LINE	P. 290-293		

IT | NOTE: I dati tecnici riportati sono riferiti al momento della stampa del presente catalogo. Promoingross srl si riserva il diritto di modificare le caratteristiche tecniche dei prodotti senza preavviso, al fine di migliorarne la qualità e l'estetica. Le misure, ove riportate, sono espresse in centimetri. Le ambientazioni hanno scopo illustrativo. L'utilizzatore dovrà sempre e comunque verificare la compatibilità del prodotto acquistato (come da scheda tecnica) con l'ambiente in cui viene installato.

EN | NOTE: The technical data shown refer to the time of printing of this catalogue. Promoingross srl reserves the right to modify the technical characteristics of its products without notice, in order to improve their quality and appearance. The measures, where indicated, are expressed in centimeters. The settings have only illustrative purposes. The user shall always verify the compatibility of the purchased product (according to the technical sheet) with the environment in which it is installed.

FR | NOTE: Les données techniques indiquées se réfèrent à la date d'impression de ce catalogue. Promoingross srl se réserve le droit de modifier les caractéristiques techniques des produits sans préavis, afin d'améliorer leur qualité et leur esthétique. Les mesures, lorsqu'elles sont indiquées, sont exprimées en centimètres. Les paramètres sont à titre indicatif. L'utilisateur doit toujours et en tout cas en vérifier la compatibilité du produit acheté (selon la fiche technique) avec le lieu dans lequel il est installé.

DE | HINWEIS: Die angegebenen technischen Daten beziehen sich auf den Zeitpunkt der Drucklegung dieses Kataloges. Promoingross srl behält sich das Recht vor, die technischen Eigenschaften der Produkte ohne vorherige Ankündigung zu ändern, um deren Qualität und Ästhetik zu verbessern. Die angegebenen Maße sind in Zentimetern angegeben. Die Einstellungen dienen nur zur Veranschaulichung. Der Benutzer muss immer und in jedem Fall die Kompatibilität des gekauften Produkts (gemäß technischem Datenblatt) mit der Umgebung überprüfen, in der es installiert wird.



Promoingross Srl
unipersonale

Via Dell'Artigiano, 16 - 35040 PONSO (PD)
Telefono e Whatsapp +39 0429 604054

Commerciale Italia: info@promoingross.com
Export: sales@promoingross.com

www.promoingross.com